

Carefree™

Sand Filter Systems



In-Line Chlorinator with Stand



Above Ground 4-Tablet Chlorinator with Fittings



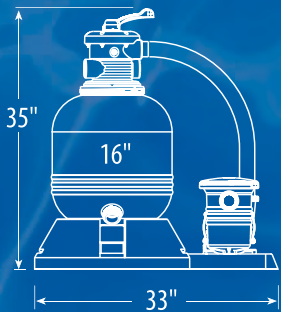
Accessorize your Carefree System with a Chlorinator and Fittings to enjoy added efficiency, economy and sparkling clear water.

CLC012-W In-Line Chlorinator – 12 Tablet Feeder – 2" Socket

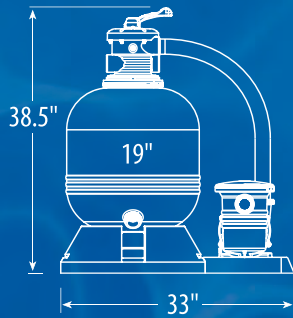
550-6700 In-Line Chlorinator Mounting Bracket

CAG004-W Above-Ground Chlorinator (fittings to install onto Sand Filter Multi-Port Included) White 24.11 lbs. 20 90.78

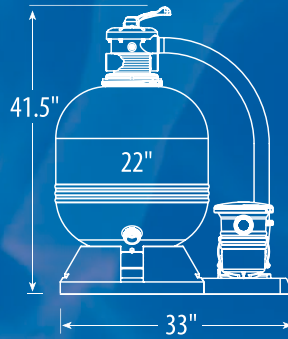
400-9820 Chlorinator Fittings



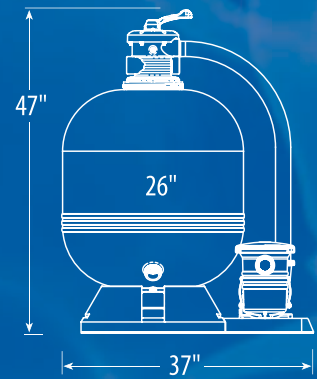
This economical system will provide crystal clear water with minimal maintenance for smaller above-ground pools.



A large system that is designed for most above ground pools



A high-powered, high-capacity system that will provide years of maintenance-free swimming pool filtration for larger above-ground pools



The ultimate sand filter system for large above ground pools and small in-ground pools.

Waterway™



Designed, Engineered & Manufactured in the USA.



2200 East Sturgis Road, Oxnard CA 93030
Phone 805.981.0262 • Fax 805.981.9403

waterway@waterwayplastics.com • www.waterwayplastics.com

Carefree™

Sand Filter Systems

Deluxe Sand Filter Systems are designed and equipped to offer the ideal combination of energy efficient, trouble-free operation & crystal clear, sparkling water.

Features:

- Large sand filter bodies for extra-long filtering cycles and heavy-duty capacity
- Each system is designed for quick assembly and precise alignment of components
- Pump and filter performance matched to provide optimum flow and energy efficiency
- 7-position, threaded multi-port valve is easy to use and install
- Top-of-the-line Supreme Pool Pump
- All the hoses, fittings, clamps and valves needed for installation
- Pump and filter mounting bases, plus optional accessory stand for chlorinator
- Long-lasting stainless steel pressure gauge

Specifications:

Filter type:	High-Rate Sand: No. 20 Silica
Filter tank:	Roto-Molded Polymeric
Underdrain:	360° self-cleaning, slotted laterals - threaded for ease of maintenance
Control Valve:	7-position, top-mount, multi-port with lever-action handle
Valve Fastening:	Split-nut thread design
Pump & Motor:	Supreme Series pump - 115 volts
Mounting Base:	Molded thermoplastic



Waterway™

Designed,
Engineered &
Manufactured
in the USA.



Carefree™

Sand Filter Systems

Standard Sand Filter Systems offer the same filter as our Deluxe Systems but are combined with our Hi-Flo II pump.

Features:

- Large sand filter bodies for extra-long filtering cycles and heavy-duty capacity
- Each system is designed for quick assembly and precise alignment of components
- Pump and filter performance matched to provide optimum flow and energy efficiency
- 7-position, threaded multi-port valve is easy to use and install
- High performance single and dual-speed pump
- Standard one-piece pump and filter mounting base
- Long-lasting stainless steel pressure gauge

Specifications:

Filter type:	High-Rate Sand: No. 20 Silica
Filter tank:	Roto-Molded Polymeric
Underdrain:	360° self-cleaning, slotted laterals - threaded for ease of maintenance
Control Valve:	7-position, top-mount, multi-port with lever-action handle
Valve Fastening:	Split-nut thread design
Pump & Motor:	Hi-Flo II Series pump - 115 volts
Mounting Base:	Molded thermoplastic



Waterway™

Designed,
Engineered &
Manufactured
in the USA.



Carefree Sand Filter Systems

The **Supreme Pump** is the ultimate in above-ground pool engineering. Designed for today's more demanding applications, the Supreme Pump is ideal for DE, cartridge or sand filtration systems of any size.

Features:

- 1 1/2" Union threads / 1 1/2" FPT Intake
- 2" Union threads / 1 1/2" FPT discharge
- Extra large 7" pump trap with clear lid
- Powerful side discharge performance
- Wet end easily rotates



UL LISTED (SWIMMING POOL OR SPA PUMP) 7106

Deluxe System 1-Speed Pump

Deluxe System 2-Speed Pump

Part No.	Filter	Dia.	Filtration Area	Flow Rate	Pump	HP	Cord
FSS016910-3S	FS01619	16"	1.4 sq. ft.	35 GPM	PSP1100-3	1	3 ft. TL
FSS019910-3S	FS01922	19"	2.0 sq. ft.	45 GPM	PSP1100-3	1	3 ft. TL
FSS022915-3S	FS02225	22"	2.6 sq. ft.	55 GPM	PSP1150-3	1.5	3 ft. TL
FSS026915-3S	FS02629	26"	3.5 sq. ft.	70 GPM	PSP1150-3	1.5	3 ft. TL
FSS016910-6S	FS01619	16"	1.4 sq. ft.	35 GPM	PSP1100-6	1	3 ft. NEMA
FSS019910-6S	FS01922	19"	2.0 sq. ft.	45 GPM	PSP1100-6	1	3 ft. NEMA
FSS022915-6S	FS02225	22"	2.6 sq. ft.	55 GPM	PSP1150-6	1.5	3 ft. NEMA
FSS026915-6S	FS02629	26"	3.5 sq. ft.	70 GPM	PSP1150-6	1.5	3 ft. NEMA

Part No.	Filter	Dia.	Filtration Area	Flow Rate	Pump	HP	Cord
FSS016910-3S	FS01619	16"	1.4 sq. ft.	35 GPM	PSP2100-3	1	3 ft. TL
FSS019910-3S	FS01922	19"	2.0 sq. ft.	45 GPM	PSP2100-3	1	3 ft. TL
FSS022915-3S	FS02225	22"	2.6 sq. ft.	55 GPM	PSP2150-3	1.5	3 ft. TL
FSS026915-3S	FS02629	26"	3.5 sq. ft.	70 GPM	PSP2150-3	1.5	3 ft. TL
FSS016910-6S	FS01619	16"	1.4 sq. ft.	35 GPM	PSP2100-6	1	3 ft. NEMA
FSS019910-6S	FS01922	19"	2.0 sq. ft.	45 GPM	PSP2100-6	1	3 ft. NEMA
FSS022915-6S	FS02225	22"	2.6 sq. ft.	55 GPM	PSP2150-6	1.5	3 ft. NEMA
FSS026915-6S	FS02629	26"	3.5 sq. ft.	70 GPM	PSP2150-6	1.5	3 ft. NEMA

The **Hi-Flo II Pump** was designed for superior and efficient performance. This pump features high flow rate performance for faster filtering cycles. The Hi-Flo II is ideal for new installations or as a replacement pump.

Features:

- 1 1/2" Union threads / 1 1/2" FPT Intake
- 2" Union threads / 1 1/2" FPT discharge
- Extra large 6" pump trap with 2-piece lid
- Powerful side discharge performance
- Wet end easily rotates



UL LISTED (SWIMMING POOL OR SPA PUMP) 7106

Standard System 1-Speed Pump

Standard System 2-Speed Pump

Part No.	Filter	Dia.	Filtration Area	Flow Rate	Pump	HP	Cord
520-5307-3S	FS01619	16"	1.4 sq. ft.	35 GPM	PH1100-3	1	3 ft. TL
520-5327-3S	FS01922	19"	2.0 sq. ft.	45 GPM	PH1100-3	1	3 ft. TL
520-5337-3S	FS01922	19"	2.0 sq. ft.	45 GPM	PH1150-3	1.5	3 ft. TL
520-5357-3S	FS02225	22"	2.6 sq. ft.	55 GPM	PH1100-3	1	3 ft. TL
520-5347-3S	FS02225	22"	2.6 sq. ft.	55 GPM	PH1150-3	1.5	3 ft. TL
520-5307-6S	FS01619	16"	1.4 sq. ft.	35 GPM	PH1100-6	1	3 ft. NEMA
520-5327-6S	FS01922	19"	2.0 sq. ft.	45 GPM	PH1100-6	1	3 ft. NEMA
520-5337-6S	FS01922	19"	2.0 sq. ft.	45 GPM	PH1150-6	1.5	3 ft. NEMA
520-5357-6S	FS02225	22"	2.6 sq. ft.	55 GPM	PH1100-6	1	3 ft. NEMA
520-5347-6S	FS02225	22"	2.6 sq. ft.	55 GPM	PH1150-6	1.5	3 ft. NEMA
520-5367-6S	FS02629	26"	3.5 sq. ft.	70 GPM	PH1150-6	1.5	3 ft. NEMA
520-5367-3S	FS02629	26"	3.5 sq. ft.	70 GPM	PH1150-3	1.5	3 ft. TL
520-5367-6S	FS02629	26"	3.5 sq. ft.	70 GPM	PH1150-6	1.5	3 ft. NEMA
520-5377-3S	FS02629	26"	3.5 sq. ft.	70 GPM	PH1200-3	2.0	3 ft. TL
520-5377-6S	FS02629	26"	3.5 sq. ft.	70 GPM	PH1200-6	2.0	3 ft. NEMA

Part No.	Filter	Dia.	Filtration Area	Flow Rate	Pump	HP	Cord
522-5307-3S	FS01619	16"	1.4 sq. ft.	35 GPM	PH2100-3	1	3 ft. TL
522-5327-3S	FS01922	19"	2.0 sq. ft.	45 GPM	PH2100-3	1	3 ft. TL
522-5337-3S	FS01922	19"	2.0 sq. ft.	45 GPM	PH2150-3	1.5	3 ft. TL
522-5357-3S	FS02225	22"	2.6 sq. ft.	55 GPM	PH2100-3	1	3 ft. TL
522-5347-3S	FS02225	22"	2.6 sq. ft.	55 GPM	PH2150-3	1.5	3 ft. TL
522-5307-6S	FS01619	16"	1.4 sq. ft.	35 GPM	PH2100-6	1	3 ft. NEMA
522-5327-6S	FS01922	19"	2.0 sq. ft.	45 GPM	PH2100-6	1	3 ft. NEMA
522-5337-6S	FS01922	19"	2.0 sq. ft.	45 GPM	PH2150-6	1.5	3 ft. NEMA
522-5357-6S	FS02225	22"	2.6 sq. ft.	55 GPM	PH2100-6	1	3 ft. NEMA
522-5347-6S	FS02225	22"	2.6 sq. ft.	55 GPM	PH2150-6	1.5	3 ft. NEMA
522-5377-6S	FS02629	26"	3.5 sq. ft.	70 GPM	PH2200-6	2.0	3 ft. NEMA
522-5377-3S	FS02629	26"	3.5 sq. ft.	70 GPM	PH2200-3	2.0	3 ft. TL