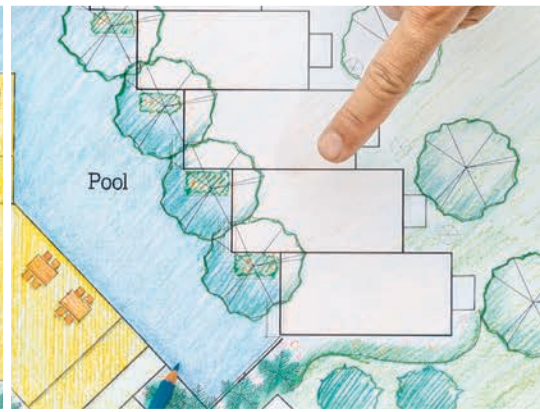



# BADU® SWIMJET

## Planning Guide



Choosing the  
Ideal BADU System,  
Location, and options  
for your Pool.



BaduJet Imperial  
BaduJet Inspiration  
BaduJet super-sport //  
BaduStream //

*The World Leader in  
SwimJet Systems*

**SPECK X**  
pumps



## BADU® SwimJet Systems

Speck Pumps is a leading international manufacturer of high-quality pumps and swimjets for residential and commercial applications. Since 1909, the Speck Pumps brand has stood for innovative engineering and superior products.

Speck offers a wide variety of BADU SwimJet System designs which can be installed in any type or size of new or existing pools, even above ground.

A BADU SwimJet System will instantly transform your pool and give you multiple options for aquatic exercise, therapy, massage and just plain fun. Our systems can be used for swimming, jogging, walking in place, massage, boogie boarding and more.

## How They Work

BADU SwimJet Systems create a current by pushing water through jet nozzles that are mounted in an underwater housing in the pool wall or in a housing installed over the wall. The jets create an immediate burst of water with an initial flow rate of up to 700 gallons per minute near the pool wall. This pushes the body of water in front of it, in turn creating a current of up to 5,700 gallons per minute measured between 4 and 6 feet from the pool wall. We call this the “sweet spot.”

The jet nozzles can be adjusted to change the depth and width of the current to suit the individual swimmer's needs.

**Use this Planning Guide to choose the ideal Speck BADU SwimJet System for you. If you have any questions, be sure to ask your pool builder or call us directly at 800-223-8538.**

## Benefits to owning a BADU SwimJet System

- **Backyard Exercise**

Aquatic exercise is arguably the best exercise you can do. Gentle and soothing — no stress on joints or bones — swimming has historically been a favored method for staying in shape. Now you can enjoy a gym quality workout in the comfort of your own home. Seamlessly control the degree of workout you want; as you gain strength and speed from swimming, simply adjust the flow.

- **Family Fun**

Great memories start here! We have created the perfect accessory to add excitement to your pool. Unlock your kids' imagination with a BADU SwimJet. Let them boogie board across the choppy waters to find hidden treasures, or angle the jets to send a current around your pool, letting them race the clock to wherever their childhood adventures take them.

- **Aquatic Therapy**

Recognized for thousands of years for its power to improve circulation, tone muscles and ease stiffness on joints, water has always been at the center of our lives. Our BADU SwimJet Systems provide low-impact therapy for injury or fitness recovery. Unwind with a post-workout therapeutic massage, which relaxes muscles, prevents lactic acid buildup, and speeds recovery time. See why over half of the professional football league uses our jets for rehabilitation.

See the BADU®  
SwimJets Systems  
in Action!



# BADU® SwimJet Systems

*make small pools big and big pools better!*

---

## BaduJet super-sport //

For nearly 50 years, the German-engineered BaduJet super-sport has been the world's preferred counter-current swim machine. Today, we've put a new spin on an old classic by designing the BaduJet super-sport //. Control your swimjet directly from inside the pool, or via the all new **BADU Connect App**.

The BaduJet super-sport // gives you the power and control you want from a swimjet system. Everything is right at your fingertips. Swim, play, exercise, relax — the benefits of the BaduJet super-sport // are enjoyed by all ages.

---



## BaduJet Imperial

Made of high-quality stainless steel, the BaduJet Imperial swimjet system offers a sleek and flawless design. This elegant swimjet adds style and functionality to any new pool. The BaduJet Imperial has two adjustable swivel jet nozzles, allowing you to tailor its flow rate to your specific needs. You control the degree of workout you want — building body, mind and spirit. And when you're done with your aqua therapy, relax with a pulsating, invigorating massage by attaching the massage hose to the jet nozzle. Relaxation and wellness has never been easier!

---



## BaduStream //

With a BaduStream // SwimJet System there is something for everyone. This versatile swimjet system is available in several different packages to satisfy a variety of exercise styles and budgets.

The BaduStream // can be configured with one, two, or three jets. Its compact low profile swimjets fit flush against your pool wall, for minimum visibility.

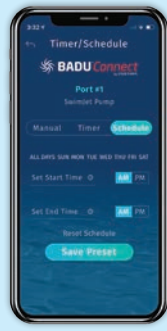
---



## BaduJet Inspiration

The BaduJet Inspiration is perfect for existing in-ground pools as well as new installations and even above ground pools. The system features dual jets for optimal swim against the current action, no-impact aquatic exercise, water massage and fun for the entire family.





Manage your BADU Swimjet System with the BADU®Connect app

# WHICH **BADU**® SYSTEM IS RIGHT FOR YOU?



**NOTE:** Over 90% of swimjets installed worldwide are BADU Swimjet Systems and are more than sufficient for the average pool owner's needs. Advanced swimmers are trained to "knife through and swim on top of the water," this type of swimming is used for high speed and is not ideal for use with our swimjet systems. Swimjet systems are designed with the recreational swimmer in mind and the swimming exercise obtained is more of a "jog" than a sprint. Call us if you have any questions 800-223-8538.

	BaduStream // Package A	BaduStream // Package B	BaduStream // Package D	BaduJet super-sport //	BaduJet Imperial	BaduJet Inspiration
<b>Current Swim Level</b>						
<b>Gallons Per Minute (depending on installation)</b>	400 GPM	270 GPM	700 GPM	400 GPM	400 GPM	420 GPM
<b>Installation</b>	Requires licensed pool builder	Requires licensed pool builder	Requires licensed pool builder	Requires licensed pool builder	Requires licensed pool builder	Plug into a 208-230V outlet. (requires licensed electrician if outlet not available)
<b>New or Existing</b>	New	New	New	New	New	New or Existing
<b>Mounting</b>	In the wall	In the wall	In the wall	In the wall	In the wall	Over-the wall
<b>Pump</b>	21-80/33 GS (4HP)	21-80/33 GS (4HP)	<b>2x</b> - 21-80/33 GS (4HP)	21-80/33 GS (4HP)	21-80/33 GS (4HP)	21-80/33 GI (4HP)
<b>Number of Jets</b>	2	1	3	2	2	2
<b>Massage Hose Included</b>	NO (optional)	NO (optional)	NO (optional)	YES	YES	YES
<b>LED Light</b>	NO	NO	NO	YES	YES	YES
<b>On/Off Switch</b>	External	External	External	Built-In	Built-In	Built-In
<b>Air Regulator</b>	External	External	External	Built-In	Built-In	Built-In
<b>Adjusting the Flow</b>	Jet Nozzles*	Jet Nozzles*	Jet Nozzles*	Knob	Knob	Jet Nozzles*
<b>Connects to Automation Control</b>	YES**	YES**	YES**	YES**	YES**	NO
<b>Color Options</b>	Round Cover: <input type="radio"/> <input checked="" type="radio"/> <input type="radio"/> Square Cover: <input type="checkbox"/> <input checked="" type="checkbox"/>	Round Cover: <input type="radio"/> <input checked="" type="radio"/> <input type="radio"/> Square Cover: <input type="checkbox"/> <input checked="" type="checkbox"/>	Round Cover: <input type="radio"/> <input checked="" type="radio"/> <input type="radio"/> Square Cover: <input type="checkbox"/> <input checked="" type="checkbox"/>	NO	NO	NO
<b>Winterization Kits Available</b>	YES	YES	YES	YES	YES	No kit required (simply remove unit from pool, drain and store)

\*System must be powered off to adjust the flow. \*\* Call the factory for more information.

# BADU® SwimJet Standard Features



SPECK Controller  
Model BJC-7-GFCI-WIFI  
(controls the swimjet only)



**ALL BADU SYSTEMS INCLUDE** a single phase Model 21-80/33 GS (self-priming) pump(s) and SPECK Controller. The 5' massage hose with is included with the Badujet system and is an option for the BaduStream.

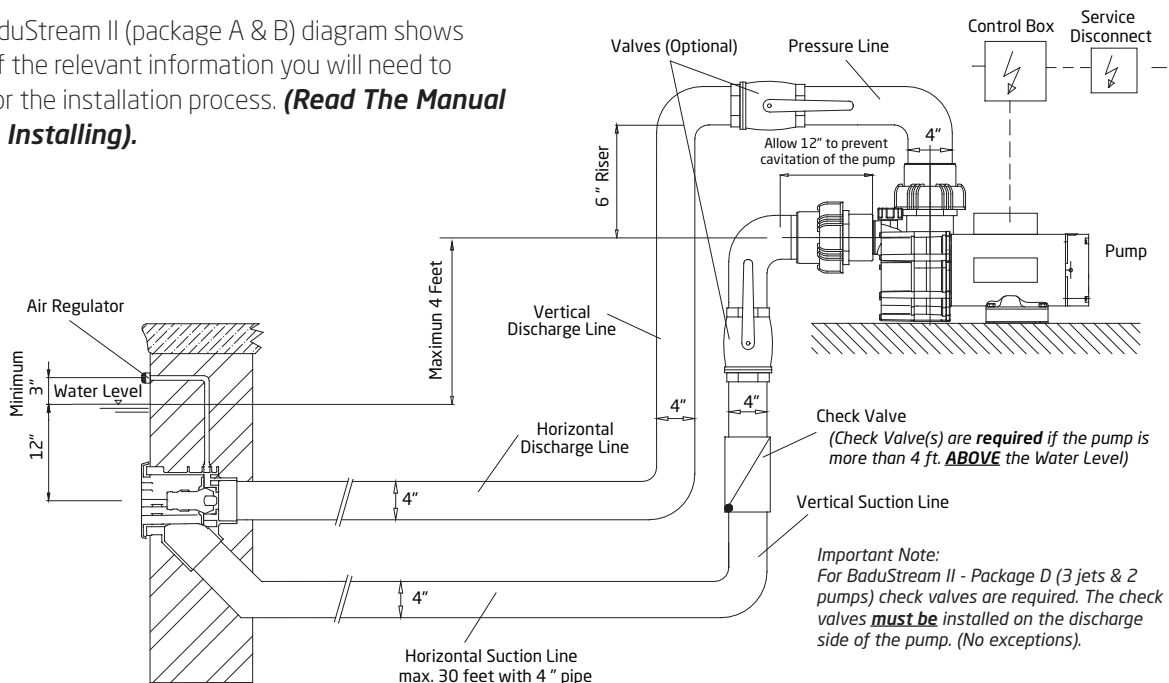


## Options and Accessories

- The BADU Systems are also available in **three phase**.
- **SPECK Controllers** (Model BJC-7-GFCI-WIFI+3AUX) are available to connect additional pool equipment.
- **Badujet Imperial is available as a "Deluxe" version**, which includes stainless steel jet nozzles, stainless steel volume and air regulator knobs, and stainless steel LED touch buttons.
- The **BADU Swim Mirror** helps the swimmer stay in the "swim lane."
- **Pulsating massage hose** is also available in 15ft length.
- **Blue or Multi-Color L.E.D. lights** are available for the Badujet super-sport // and Badujet Imperial.
- The **Model 21-80/33 G** (flooded suction) pump is available for applications where the pump is below water level.
- The Badujet Inspiration is available with a **telescopic support** for above ground pools.
- The BaduStream // is available with **optional round covers** in black, gray or white.

## Installation Specifications

This BaduStream II (package A & B) diagram shows some of the relevant information you will need to know for the installation process. **(Read The Manual Before Installing).**



# Builder Specifications

- BADU SwimJet Systems require a clear **unobstructed** area within the swimming pool that is 8 ft wide x 15 ft long x 3 ft deep to work effectively. This “swimming envelope” allows enough length for a swimmer to comfortably drift back and swim against the stream.
- All swimjets should be installed within 30 feet of the pump with 4” pipe and minimal fittings for optimum performance. If distance to the pump is more than 30 feet, 6” pipe should be used for the entire length of plumbing. Contact Speck Pumps for installations over 30 feet.
- **DO NOT** locate the swimjet housing in seating areas or on the back rests for such seating areas.
- The center of the jet nozzle(s) should be installed 12” below the water level. If the swimjet is installed either too shallow or too deep, performance will be lost.



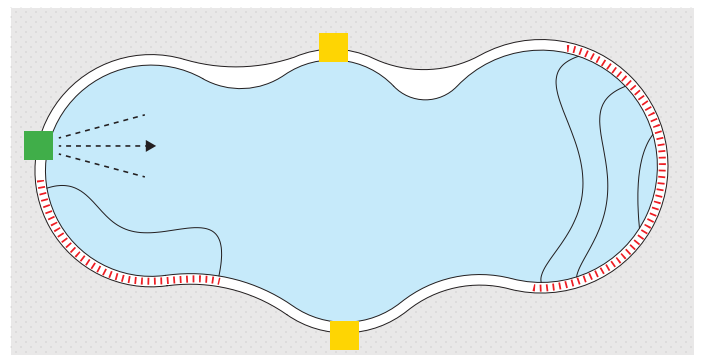
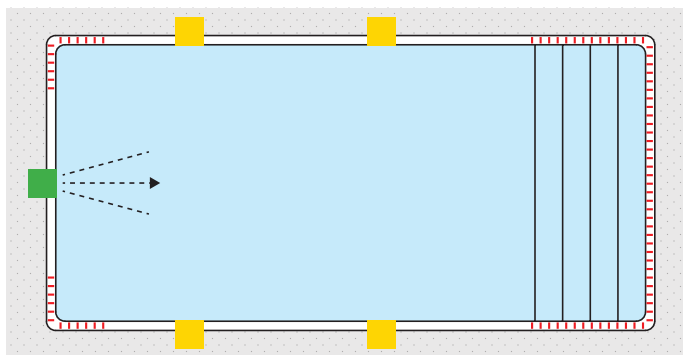
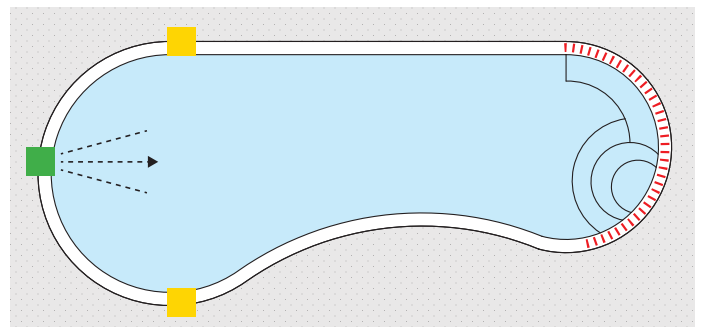
*Note: All BADU SwimJet Systems are provided with installation instructions for various pool construction types: new and existing gunite or concrete pools, pools with liners, steel wall pools and fiberglass pools.*

# Choosing a Location for Your BADU SwimJet

To ensure that there is a clear unobstructed swim lane, it is key to position the swimjets away from surroundings walls, benches, stairs, etc. The installed swimjet should be at least 15 feet (inside the pool) from an adjacent wall or obstruction and at least 8 feet (inside the pool) from an opposing wall or obstruction.

- IDEAL LOCATIONS\*
- ALTERNATIVE LOCATIONS\*
- ▨ UNFAVORABLE LOCATIONS

Here are a few examples:



\*Reminder: BADU SwimJet Systems require a clear **unobstructed** area within the swimming pool that is 8 feet wide x 15 feet long x 3 feet deep to work effectively. This “swimming envelope” allows enough length for a swimmer to comfortably drift back and swim against stream.

## Product Listing with Part Numbers

### BaduStream II

**SS484-2400M-1SW**  
White Square Cover

**Package A** – BaduStream SwimJet Systems complete consisting of **two** BaduStream jet housings with adjustable flow nozzles, one 4.0 HP pump, and control box.

**SS484-1400M-1SW**  
White Square Cover

**Package B** – BaduStream SwimJet Systems complete consisting of **one** BaduStream jet housing with adjustable flow nozzles, one 4.0 HP pump, and control box.

**SS484-3400M-1SW**  
White Square Cover

**Package D** – BaduStream SwimJet Systems complete consisting of **three** BaduStream jet housings with adjustable flow nozzles, **two** 4.0 HP pumps, and control box.

**SS484-2400M-1RW**  
White Round Cover

**Package A** – BaduStream SwimJet Systems complete consisting of **two** BaduStream jet housings with adjustable flow nozzles, one 4.0 HP pump, and control box.

**SS484-1400M-1RW**  
White Round Cover

**Package B** – BaduStream SwimJet Systems complete consisting of **one** BaduStream jet housing with adjustable flow nozzles, one 4.0 HP pump, and control box.

**SS484-3400M-1RW**  
White Round Cover

**Package D** – BaduStream SwimJet Systems complete consisting of **three** BaduStream jet housings with adjustable flow nozzles, **two** 4.0 HP pumps, and control box.

### BaduJet Imperial

**JS421-2411F-100**

BaduJet Imperial SwimJet System complete consisting of Dual Nozzle Jet Housing, LED light, stainless steel ring cover and hand rail, massage hose, control box, and 4.0 HP pump.

**JS421-2411F-1SS**

BaduJet Imperial **Deluxe** SwimJet System complete consisting of Dual Nozzle Jet Housing, **All Stainless Steel** jet nozzles, control buttons, LED light, stainless steel ring cover and hand rail, massage hose, control box, and 4.0 HP pump.

### BaduJet super-sport II

**JS414-2400M-1SW**

BaduJet super-sport SwimJet System complete consisting of Dual Nozzle Jet Housing, LED light, massage hose, control box, and 4.0 HP pump.

### BaduJet Inspiration

**JS431-2411F-10W**

BaduJet Inspiration is an Over-the-Wall SwimJet System with built-in LED Light, 4.0 HP pump. Unit comes complete with GFCI control box, deck mounting hardware and GFCI protected cord.

*Call for three phase and/or flooded suction models as well as other BADU SwimJet combinations.*

Badu® SwimJet Systems make  
*small pools big and big pools better!*



VGB 2008

The BADU SwimJet Systems are VGB-compliant.



Proudly Assembled  
in the USA

8125 Bayberry Road  
Jacksonville, FL 32256 USA  
info.usa@speck-pumps.com  
www.speck-pumps.com  
www.badujet.com

For more information on BADU SwimJet Systems,  
visit [www.badujet.com](http://www.badujet.com) or call **1-800-223-8538**.

Toll Free 800.223.8538  
Telephone 904.739.2626  
Facsimile 904.737.5261



**SPECK** X  
pumps