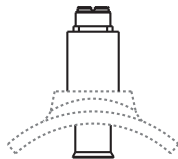
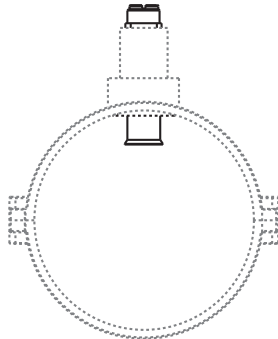
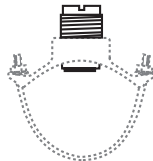
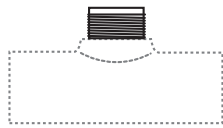
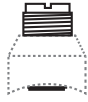
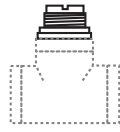


# Fitting Insert Reference



Fitting	Insert Part No.	Description
<b>Tee Fittings</b>		
IR4T010	P31515-0V200	Tee, Iron
IR4T012	P31515-0V200	Tee, Iron
IR4T015	P31515-0V200	Tee, Iron
IR4T020	P31515-0V200	Tee, Iron
<b>Weldolet Fittings</b>		
CR4W025	P31515-0V200	Weldolet, SS
CR4W030	P31515-0V200	Weldolet, SS
CR4W040	P31515-0V200	Weldolet, SS
CR4W050	P31520-1V	Weldolet, SS
CR4W060	P31520-1V	Weldolet, SS
CR4W080	P31520-1V	Weldolet, SS
CR4W100	P31520-2P	Weldolet, SS
CR4W120	P31520-2P	Weldolet, SS
CS4W025	P31515-0V200	Weldolet, Carbon Steel
CS4W030	P31515-0V200	Weldolet, Carbon Steel
CS4W040	P31515-0V200	Weldolet, Carbon Steel
CS4W050	P31520-1V	Weldolet, Carbon Steel
CS4W060	P31520-1V	Weldolet, Carbon Steel
CS4W080	P31520-1V	Weldolet, Carbon Steel
CS4W100	P31520-2P	Weldolet, Carbon Steel
CS4W120	P31520-2P	Weldolet, Carbon Steel
CR4T005		
<b>Saddle Fittings</b>		
IR8S020	P31515-0V200	Saddle, Iron
IR8S025	P31515-0V200	Saddle, Iron
IR8S030	P31515-0V200	Saddle, Iron
IR8S040	P31515-0V200	Saddle, Iron
IR8S050	P31520-1V	Saddle, Iron
IR8S060	P31520-1V	Saddle, Iron
IR8S080	P31520-1V	Saddle, Iron
IR8S100	P31520-2P	Saddle, Iron
IR8S120	P31520-2P	Saddle, Iron
PV8S020	Not applicable	Saddle, PVC
PV8S025	Not applicable	Saddle, PVC
PV8S030	Not applicable	Saddle, PVC
PV8S040	Not applicable	Saddle, PVC
PV8S060	Not applicable	Saddle, PVC
PV8S080	Not applicable	Saddle, PVC
PV8S100	Not applicable	10" Glue-on Saddle, PVC
PV8S120	Not applicable	12" Glue-on Saddle, PVC

## Ordering Notes

- If insert is intended for use with Signet installation fittings, specify fitting part number at the time of purchase.
- If insert is not for use with Signet installation fittings, specify the following at the time of purchase:
  - Outside diameter (o.d.) of pipe
  - Thickness of pipe
  - Dimension from top of pipe to top of installation fitting when installed.