

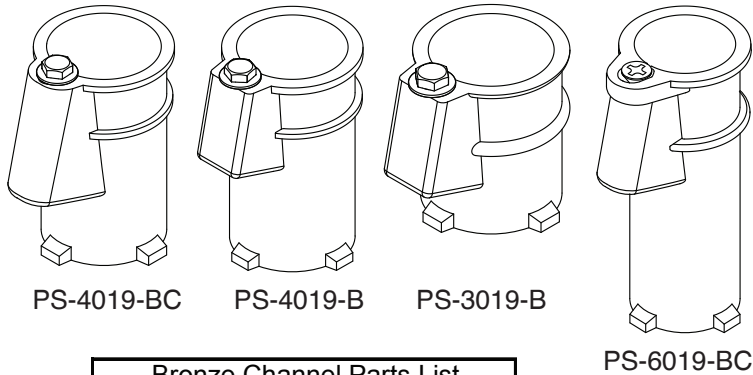


Channel Assembly Selection and Specifications

Perma-Cast Co. Pueblo, CO
www.permacastonline.com
Call 800-748-2770

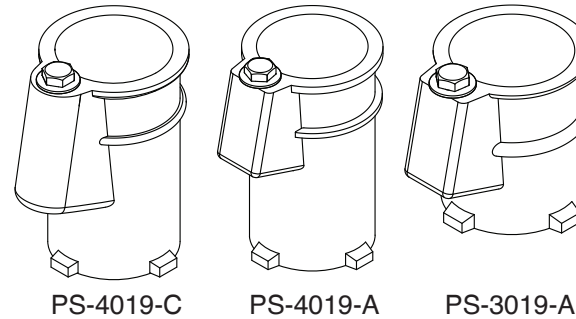


Bronze Sockets



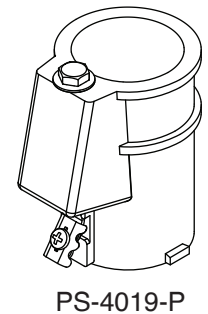
Bronze Channel Parts List	
QTY	Description
2	Anchor Socket Assemblies
1	Galvanized Channel
2	1/4-20 x 1/2" SS Bolt

Aluminum Sockets




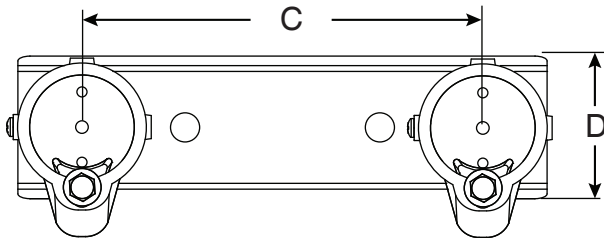
Aluminum Channel Parts List	
QTY	Description
2	Anchor Socket Assemblies
1	Galvanized Channel
2	1/4-20 x 1/2" SS Bolt
1	Channel Lug Assembly

Plastic

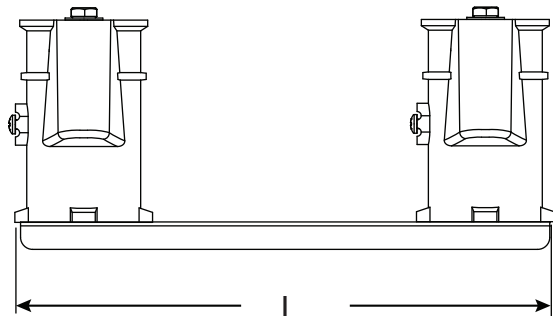


Plastic Channel Parts List	
QTY	Description
2	Anchor Socket Assemblies
1	Galvanized Channel
2	#14 SS Sheet Metal Screw
1	Channel Lug Assembly

Center Distance (C) will determine if you need a 8" or 20" Channel Assembly.



¹Channel Lug Assembly



Channel Part No.	Socket Part No.	Center Distance (C)	Length (L)	Height (H)	Depth (D)
Aluminum					
PC-3008-A	PS-3019-A	8 Inches	10.55"	3.35"	2.84"
PC-3020-A	PS-3019-A	20 Inches	22.55"	3.35"	2.84"
PC-4008-A	PS-4019-A	8 Inches	10.55"	4.65"	2.84"
PC-4020-A	PS-4019-A	20 Inches	22.55"	4.65"	2.84"
PC-4008-AC	PS-4019-C	8 Inches	10.55"	4.65"	2.84"
PC-4020-AC	PS-4019-C	20 Inches	22.55"	4.65"	2.84"
Bronze					
PC-3008-B	PS-3019-B	8 Inches	10.55"	3.35"	2.84"
PC-3020-B	PS-3019-B	20 Inches	22.55"	3.35"	2.84"
PC-4008-B	PS-4019-B	8 Inches	10.55"	4.65"	2.84"
PC-4020-B	PS-4019-B	20 Inches	22.55"	4.65"	2.84"
PC-4008-BC	PS-4019-BC	8 Inches	10.55"	4.65"	2.84"
PC-4020-BC	PS-4019-BC	20 Inches	22.55"	4.65"	2.84"
PC-6008-BC	PS-6019-BC	8 Inches	10.55"	6.55"	2.84"
PC-6020-BC	PS-6019-BC	20 Inches	22.55"	6.55"	2.84"
Plastic					
PC-4008-P	PS-4019-P	8 Inches	10.55"	4.65"	2.84"
PC-4020-P	PS-4019-P	20 Inches	22.55"	4.65"	2.84"

¹Channel Lug Assembly is included as some inspectors require that the channel be bonded.

To Install drill a 3/16" Hole into the channel.

* To help prevent corrosion all anchor sockets must be able to drain.