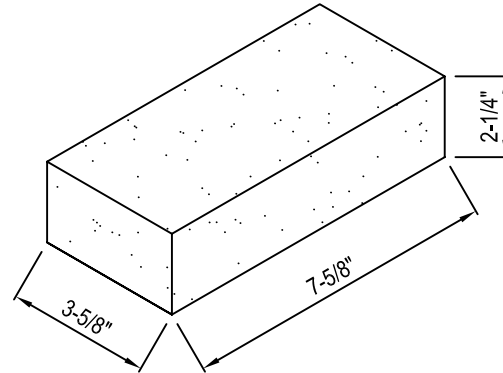




PACIFIC CLAY
 14741 LAKE STREET
 LAKE ELSINORE, CA 92530
 PHONE: (951) 674-2131
 FAX: (951) 674-6383
 www.pacificclay.com

SELECT DESIRED COLOR:

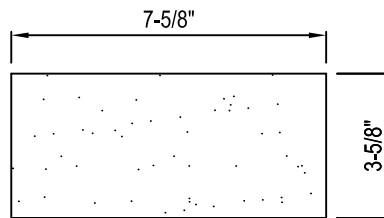
- | | |
|---|--|
| <input type="checkbox"/> SUNSET RED | <input type="checkbox"/> MEDIUM IRONSPOT |
| <input type="checkbox"/> RED FLASHED | <input type="checkbox"/> DARK IRONSPOT |
| <input type="checkbox"/> BROWN FLASHED | <input type="checkbox"/> AZTEC |
| <input type="checkbox"/> BURGUNDY | <input type="checkbox"/> SANDSTONE |
| <input type="checkbox"/> PUEBLO | <input type="checkbox"/> 190 |
| <input type="checkbox"/> ROSE TAN | <input type="checkbox"/> 590 LIGHT |
| <input type="checkbox"/> ROYAL SALTILLO | <input type="checkbox"/> 590 DARK |
| <input type="checkbox"/> STERLING GREY | <input type="checkbox"/> WESTWOOD BUFF |
| <input type="checkbox"/> LIGHT IRONSPOT | <input type="checkbox"/> OTHER _____ |



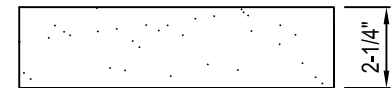
ISOMETRIC VIEW

SELECT DESIRED TEXTURE:

- WIRE CUT
 SMOOTH



PLAN VIEW

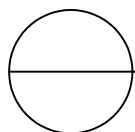


ELEVATION VIEW

BRICK UNIT NOMENCLATURE	DIMENSIONS (W x H x L)	SERIES	TEXTURE	COVERAGE	WEIGHT	STOCK AVAILABILITY
MODULAR PAVER	3-5/8" x 2-1/4" x 7-5/8"	ELITE	WIRECUT (OPTIONAL TUMBLED)	4.5 PER SQ. FT (USING 3/8" GROUT LINE)	4.5 LB	NORMALLY STOCKED IN SELECT COLORS

NOTES:

- PACIFIC CLAY'S COLORS ARE PRODUCED FROM NATURAL CLAYS - COLOR RANGES ARE INHERENT IN THE PRODUCT AND SHOULD BE SAMPLED ACCORDINGLY
- INDIVIDUAL BRICKS MAY VARY IN DIMENSION AND WEIGHT WHILE MAINTAINING ACCORDANCE WITH ASTM SPECIFICATIONS.
- INSTALLATION TO BE COMPLETED IN ACCORDANCE WITH MANUFACTURER'S SPECIFICATIONS.
- ALL DIMENSIONS ARE CONSIDERED TRUE AND REFLECT MANUFACTURER'S SPECIFICATIONS.
- DO NOT SCALE DRAWING.
- CONTRACTOR'S NOTE: FOR PRODUCT AND COMPANY INFORMATION VISIT www.CADdetails.com/info REFERENCE NUMBER 3182-041.



PAVERS

MODULAR PAVER: BROWN FLASH