



PRIVATE RESIDENCE  
SUNSET RED MODULAR PAVERS





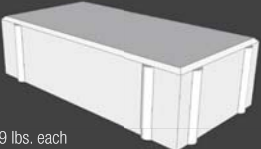









2017



# PAVERS

PACIFIC CLAY PRODUCTS

SPECIFICATIONS

<p><b>Modular Solid Paver</b> (Solid, Wirecut) 3 5/8" x 2 1/4" x 7 5/8"</p>  <p>Weight: 4.5 lbs. each Coverage: 4.5 pcs. per sq. ft. (using 3/8" grout line) Colors: Brown Flashed*, Burgundy, Dark Iron Spot*, Red Flashed*, Light Iron Spot*, Medium Iron Spot*, Rose Tan, Royal Saltillo*, Sterling Grey, Sunset Red, Pueblo Meets ASTM C-902 Standards</p>	<p><b>Norman Paver</b> (Solid, Wirecut) 3 1/2" x 2 3/16" x 11 1/2"</p>  <p>Weight: 6.6 lbs. each Coverage: 3.0 pcs. per sq. ft. (using 1/2" grout line) Colors: Red Flashed*, Sunset Red, Manufactured Used, Manufactured Used - White Only, Burgundy Meets ASTM C-902 Standards</p>	<p><b>Bear Path Paver</b> - 2 1/4" (Solid, Wirecut) 4 x 2 1/4" x 8"</p>  <p>Weight: 5.9 lbs. each Coverage: 4.5 pcs. per sq. ft. (sand set no grout joint) Colors: Sunset Red, Burgundy, Dark Iron Spot*, Red Flashed*, Light Iron Spot*, and Medium Iron Spot*. Brown Flashed, Pueblo Flashed Also available in 2 5/8 Vehicular Rated Meets ASTM C-1272 Standards</p>	<p><b>Oversized Paver</b> (Solid, Wirecut) 2 7/8" x 3" x 10"</p>  <p>Weight: 6.8 lbs. each Coverage: 4.8 pcs. per sq. ft. Colors: Red Meets ASTM C-902 Standards</p>
<p><b>Modular Split Paver</b> (Solid, Wirecut) 3 5/8" x 1 1/4" x 7 5/8"</p>  <p>Weight: 2.8 lbs. each Coverage: 4.5 pcs. per sq. ft. (using 3/8" grout line) Colors: Brown Flashed*, Burgundy, Dark Iron Spot*, Red Flashed*, Light Iron Spot*, Medium Iron Spot*, Rose Tan, Royal Saltillo*, Sterling Grey, Sunset Red, Pueblo Meets ASTM C-902 Standards</p>	<p><b>Common Split Paver</b> 3 3/4" x 1 1/4" x 8"</p>  <p>Weight: 3 lbs. each Coverage: 4.5 pcs. per sq. ft. (using 1/2" grout line) Colors: Red Common, Red Flashed, Manufactured Used, Manufactured Used - White Only, Chocolate Meets ASTM C-902 Standards</p>	<p><b>Combo Paver</b> (Solid, Wirecut, Die Skin) 3 1/2" x 2 3/16" x 7 1/2"</p>  <p>Weight: 4.5 lbs. each Coverage: 4.5 pcs. per sq. ft. (using 1/2" grout line) Colors: Burgundy, Dark Iron Spot*, Red Flashed*, Light Iron Spot*, Medium Iron Spot*, Sunset Red Meets ASTM C-902 Standards</p>	<p><b>Jumbo Paver</b> (Solid, Wirecut) 3" x 3 1/2" x 11 1/2"</p>  <p>Weight: 9.2 lbs. each Coverage: 3 pcs. per sq. ft. Colors: Red, Red Flashed, Brown Flashed, Cabrillo, Mfg. Used Meets ASTM C-902 Standards</p>
<p><b>Mission Paver</b> - 2 1/4" (Solid, Wirecut) 4 x 2 1/4" x 8"</p>  <p>Weight: 5.9 lbs. each Coverage: 4.5 pcs. per sq. ft. (sand set no grout joint) Colors: Sunset Red, Red Common, Red Flashed, Brown Flashed, Rustic Red, Rustic Red Flashed, Rustic Cabrillo. Meets ASTM C-902 Standards</p>	<p><b>Common Paver</b> (includes Primero Series) 3 3/4" x 2 1/4" x 8"</p>  <p>Weight: 5.0 lbs. each Coverage: 4.5 pcs. per sq. ft. (using 1/2" grout line) Colors: Red Common, Red Flashed, Manufactured Used, Manufactured Used - White Only, Chocolate Meets ASTM C-902 Standards</p>	<p><b>4" x 8" Solid Paver</b> 4 x 2 1/4" x 8"</p>  <p>Weight: 5 lbs. each Coverage: 4.5 pcs. per sq. ft. Colors: Desert Sand, Pueblo Flashed Tumbled Meets ASTM C-902 Standards</p>	<p><b>Alberhill Paver</b> (Smooth, Wirecut) 3 3/4" x 2 1/2" x 8"</p>  <p>Weight: 5.9 lbs. each Coverage: 4.5 pcs. per sq. ft. Colors: Red, Red Flashed Meets ASTM C-902 Standards</p>

\*Wide Color Range  
Custom Colors and sizes available (minimum order quantities apply).  
Call Pacific Clay for literature on our full family of products such as Bullnose, Face Brick, and Thin Line.  
Bricks in this brochure were photographed and printed to match the original brick as closely as possible; however, production runs vary slightly in color. Color ranges occur in each production run.  
Pacific Clay's colors are produced from natural clays - color ranges are inherent in the product and should be sampled accordingly. Weights listed are averages; individual bricks may vary in dimension and weight while maintaining accordance with ASTM specifications.  
Pacific Clay Products maintains the right to revise packaging and products inventoried.

14741 Lake Street  
Lake Elsinore, CA 92530  
phone: 951.674.2131  
fax: 951.674.6383  
www.pacificclay.com



FINE QUALITY CLAY BRICK, SINCE 1892

For the first time, the brick industry is now able to meet the exacting demands of the mind's eye.



## A NEW FRONTIER IN COLOR

Pacific Clay has invested an extensive amount of time and capital in developing a new proprietary process for bringing clay's potential to the forefront. Changing demands in color have brought forth this evolution in brick production processes to meet those needs, unlocking the true potential of clay and moving beyond the standardized status quo that had previously defined the brick industry. Brick is no longer a limiting factor in the demands and vision of the designer, or the consumer. With Pacific Clay Products, brick now conforms to design. Our design philosophy is one of attention to color theory. Color communicates to people on a subliminal level, and many designers and consumers make both educated and individual taste judgments about color. Pacific Clay's new production process allows for full tonal ranges of all of our existing colors, across all product lines. This creates a logical structure for our brick colors, making our bricks powerful tools for designers. Whether it be a unique solid color, elegant gradients or exciting never before seen blends, Pacific Clay Brick now opens up doors, and possibilities for the designer and consumer alike, that for decades had remained closed.

# PACIFIC CLAY PAVERS

QUALITY, UNMATCHED.

After more than 100 years of manufacturing quality clay products, Pacific Clay continues its tradition of providing innovative new products to meet the needs of our customers. The Pacific Clay line of brick pavers includes our sand set Mission and Bear Path pavers with accurate spacing lugs, as well as our Mortar set Combo, Modular, Primero and Common – hard, durable, low maintenance and long lasting.

Natural clay brick is easy to install, low in maintenance, colorfast, low in absorption, high strength, durable, and freeze thaw resistant. Our pavers are so durable that Architects, Builders and Contractors feel secure in using them on sidewalks, driveways, or even city streets. As always, the benefits of our clay brick far exceed the cost of concrete. Because our pavers are so easy to install, homeowners can feel confident that they will get a finished project that is both beautiful and inexpensive.

If you are looking for the beauty and quality of brick pavers at an affordable price, with a variety of colors to choose from...think Pacific Clay, the total brick solution for all your paving needs.



Bear Path™ is a sand set, beveled edge Paver with accurate spacing lugs. Available in both 2 1/4" and 2 5/8" (vehicular rated), the lugs on the sides of each Paver automatically space the pavers the correct distance apart, while the beveled edges provide excellent pattern accents. Bear Path™ Pavers are available in six colors, Sunset Red, Burgundy, Red Flashed, Light Iron Spot, Medium Iron Spot and Dark Iron Spot. Bear Path™ is easy to install. Spacing lugs on each side of the Paver provide an automatic 1/8" spacing to allow for the sand joint. The beveled edges beautifully accent the Paver allowing you to lay the brick in any pattern you choose. Depending on the requirements of the project, choose the installation method that best suits your needs. Bear Path meets ADA Surface Texture and Coefficient of Friction requirements, as well as ADA Standards for Accessible Design.

# STANDARD COLORS

MODULAR & ALBERHILL



Sunset Red Red Flashed Saltillo Rose Tan Burgundy Brown Flashed Sterling Grey



Light Iron Spot Med. Iron Spot Dark Iron Spot Pueblo Alberhill Red Alberhill Red Flashed

BEAR PATH



Sunset Red Red Flashed Burgundy Light Iron Spot Med. Iron Spot Dark Iron Spot Pueblo Flashed

MISSION



Red Red Flashed Brown Flashed Red Tumbled Red Flashed Tumbled Brown Flashed Tumbled Cabrillo

PRIMERO & 4X8



Red Red Flashed Chocolate Bostonian San Rafael Desert Sand 4x8 Pueblo Flashed Tumbled 4x8

COMMON



Sunset Red Red Flashed Chocolate Cabrillo Mfg. Used Mfg. Used White

COMBO




Sunset Red Red Flashed Burgundy Light Iron Spot Med. Iron Spot Dark Iron Spot

JUMBO & OVERSIZED



Red Red Flashed Brown Flashed Cabrillo Oversized Red

NORMAN



Sunset Red Red Flashed Mfg. Used Mfg. Used White

