

Specifications

All Pacific Clay Pavers meet or exceed the requirements of Specification ASTM C-902

#758 Split Paver (Solid, Wirecut) - 3 5/8" x 1 1/4" x 7 5/8"

Modular Solid Paver (Solid, Wirecut) - 3 5/8" x 2 1/4" x 7 5/8"

#1112 Paver (Solid, Wirecut) - 3 1/2" x 2 3/16" x 11 1/2"

Weight: 2.8 lbs. each
Coverage: 4.5 pcs. per sq. ft. (using 3/8" grout line)
Colors: Brown Flashed*, Burgundy, Dark Iron Spot*, Red Flashed*, Light Iron Spot*, Medium Iron Spot*, Rose Tan, Royal Saltillo*, Sterling Grey, Sunset Red, Pueblo

Weight: 4.5 lbs. each
Coverage: 4.5 pcs. per sq. ft. (using 3/8" grout line)
Colors: Brown Flashed*, Burgundy, Dark Iron Spot*, Red Flashed*, Light Iron Spot*, Medium Iron Spot*, Rose Tan, Royal Saltillo*, Sterling Grey, Sunset Red, Pueblo

Weight: 6.6 lbs. each
Coverage: 3.0 pcs. per sq. ft. (using 1/2" grout line)
Colors: Red Flashed*, Sunset Red, Manufactured Used, Manufactured Used - White Only

Common Paver - 3 3/4" x 2 1/4" x 8"

Combo Paver (Solid, Wirecut, Die Skin) - 3 1/2" x 2 3/16" x 7 1/2"

Common Split Paver - 3 1/4" x 1 1/4" x 8"

Weight: 5.0 lbs. each
Coverage: 4.5 pcs. per sq. ft. (using 1/2" grout line)
Colors: Red Common, Red Flashed, Manufactured Used, Manufactured Used - White Only, Chocolate

Weight: 4.5 lbs. each
Coverage: 4.5 pcs. per sq. ft. (using 1/2" grout line)
Colors: Burgundy, Dark Iron Spot*, Red Flashed*, Light Iron Spot*, Medium Iron Spot*, Sunset Red

Weight: 3 lbs. each
Coverage: 4.5 pcs. per sq. ft. (using 1/2" grout line)
Colors: Red Common, Red Flashed, Manufactured Used, Manufactured Used - White Only

Bear Path Paver (Solid, Wirecut) - 4" x 2 1/4" x 8"

Mission Paver - 2 1/4" (Solid, Wirecut) - 4" x 2 1/4" x 8"

4" x 8" Solid - 4" x 2 1/4" x 8"

Weight: 5.9 lbs. each
Coverage: 4.5 pcs. per sq. ft. (sand set, no grout joint)
Colors: Sunset Red, Burgundy, Dark Iron Spot*, Red Flashed*, Light Iron Spot*, Pueblo Flashed, and Medium Iron Spot*. Also available in 2.5/8 Vehicular Rated

Weight: 5.9 lbs. each
Coverage: 4.5 pcs. per sq. ft. (sand set, no grout joint)
Colors: Sunset Red, Red Flashed, Brown Flashed, Rustic Red, Rustic Red Flashed, Rustic Cabrillo

Weight: 5.9 lbs. each
Coverage: 4.5 pcs. per sq. ft. (sand set, no grout joint)
Colors: Desert Sand, Pueblo Flashed Tumbled.



Bear Path™ is a sand set, beveled edge Paver with accurate spacing lugs. Available in both 2 1/4" and 2 5/8" (vehicular rated), the lugs on the sides of each Paver automatically space the pavers the correct distance apart, while the beveled edges provide excellent pattern accents. Bear Path™ Pavers are available in six colors, Sunset Red, Burgundy, Red Flashed, Light Iron Spot, Medium Iron Spot and Dark Iron Spot. Bear Path™ is easy to install. Spacing lugs on each side of the Paver provide an automatic 1/8" spacing to allow for the sand joint. The beveled edges beautifully accent the Paver allowing you to lay the brick in any pattern you choose. Depending on the requirements of the project, choose the installation method that best suits your needs. Bear Path meets ADA Surface Texture and Coefficient of Friction requirements, as well as ADA Standards for Accessible Design.

*Wide Color Range
Custom Colors and sizes available (minimum order quantities apply).
Call Pacific Clay for literature on our full family of products such as Bullnose, Face Brick, and Thin Line.
Bricks in this brochure were photographed and printed to match the original brick as closely as possible; however, production runs vary slightly in color. Color ranges occur in each production run.
Pacific Clay's colors are produced from natural clays - color ranges are inherent in the product and should be sampled accordingly. Weights listed are averages; individual bricks may vary in dimension and weight while maintaining accordance with ASTM specifications.
Pacific Clay Products maintains the right to revise packaging and products inventoried.

14741 Lake Street
Lake Elsinore, CA 92530
phone: 951.674.2131
fax: 951.674.6383
www.pacificclay.com



BRICK PAVERS
www.pacificclay.com

After more than 100 years of manufacturing quality clay products, Pacific Clay continues its tradition of providing innovative new products to meet the needs of our customers. The Pacific Clay line of brick pavers includes our sand set Mission and Bear Path pavers with accurate spacing lugs, as well as our Mortar set Combo, Modular, Primero and Common – hard, durable, low maintenance and long lasting.

Natural clay brick is easy to install, low in maintenance, colorfast, low in absorption, high strength, durable, and freeze thaw resistant. Our pavers are so durable that Architects, Builders and Contractors feel secure in using them on sidewalks, driveways, or even city streets. As always, the benefits of our clay brick far exceed the cost of concrete. Because our pavers are so easy to install, homeowners can feel confident that they will get a finished project that is both beautiful and inexpensive.

If you are looking for the beauty and quality of brick pavers at an affordable price, with a variety of colors to choose from...think Pacific Clay, the total brick solution for all your paving needs.




Bear Path



Sunset Red Red Flashed Burgundy Light Iron Spot Medium Iron Spot Dark Iron Spot Pueblo Flashed




Jumbo



Red Red Flashed Brown Flashed Cabrillo

Norman



Sunset Red Red Flashed Mfg. Used Mfg. Used White

Modular



Sunset Red Red Flashed Saltillo Rose Tan Burgundy Brown Flashed Pueblo

Mission



Sterling Grey Light Iron Spot Medium Iron Spot Dark Iron Spot Red Red Flashed Brown Flashed

Rustic Mission

4 x 8




Red Red Flashed Brown Flashed Cabrillo Desert Sand Pueblo Flashed Tumbled

Common



Sunset Red Red Flashed Chocolate Cabrillo Mfg. Used Mfg. Used White

Combo



Sunset Red Red Flashed Burgundy Light Iron Spot Medium Iron Spot Dark Iron Spot

Primero

Oversized



Red Red Flashed Chocolate Bostonian San Rafael Red

