Operating Instructions
Robot Pool Cleaner - DB 3

Instructions d'opération
Robot nettoyeur de piscine - DB 3

Instruzioni per l'uso
Robot pulitore per piscina - DB 3

Instrucciones de manejo
Robot limpiador de piscinas - DB 3

Bedienungsanleitung
Robot Pool Reiniger - DB 3

Werkwijze instructies
Robot zwembadreiniger - DB 3

Instruções de Operação
Robot limpador de piscinas - DB 3

Руководство по эксплуатации
Robot очиститель бассейнов - DB 3

818 1105

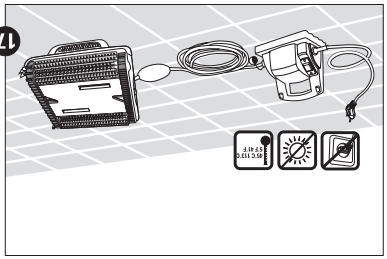

- The components below (18) are available at your authorized dealer
- Les composants c-dessous (18) sont disponibles chez votre revendeur agréé
- Los componentes indicados más abajo (18) se pueden obtener de nuestro distribuidor autorizado
- I componenti che seguono (18) sono disponibili presso il distributore autorizzato
- Die Komponenten unten (18) sind bei ihrem Berufen Fachhändler erhältlich
- De componenten onderaan (18) zijn beschikbaar bij uw geautoriseerde dealer
- Os componentes abaixo (18) estão disponíveis nos postos autorizados
- ДЕТАЛИ, ПЕРЕЧИСЛЕННЫЕ НИЖЕ (18), МОЖНО ПРИОБРЕСТИ У ВАШЕГО УПОЛНОМОЧЕННОГО ДИЛЕРА

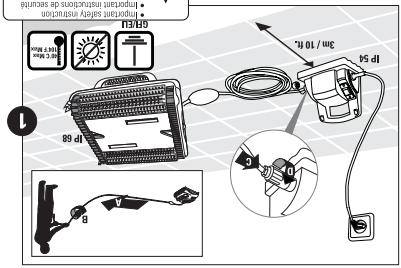

- Important safety instruction
- Important instructions de securite
- Importante instrucciones de seguridad
- Wichtige sicherheitsvorschrift
- Belangrijke veiligheidsinstructie
- Instrução de segurança importante
- Важная инструкция по технике безопасности

- Keep power supply out of standing water
- Ne pas poser le bonier electrique sur une surface humide
- No poner el transformador sobre una superficie humeda
- Tenere l'alimentatore distante dall'acqua stagnante
- Halten sie die stromversorgung von stehendem wasser fern
- Plaats de stroomtoevoer niet in het water
- Manter a fonte de alimentação longe de água estagnada
- Хранить в месте подальше воды и сделать системы электропитания

- Use only original Dipnostic Basic power supply - factory wired for 100/115/230 vac mains supply
- N'utiliser que le bonier original Dipnostic Basic - cablee en usine pour une alimentation secteur de 100/115/230 vac
- Usare solo l'alimentatore originale Dipnostic Basic - predisposto in fabbrica per alimentazione rete a 100/115/230 vca
- Utilice solamente fuente de alimentación de Dipnostic Basic - cableada en fábrica para alimentar redes de 100/115/230 vca
- Benutzen sie nur die Dipnostic Basic-stromversorgung - fabrikfertig für 100/115/230 vac-netzanschluss
- Gebruik alleen de originele Dipnostic Basic elektriciteitsaanvoer - de fabrieksdeel is geschikt voor 100/115/230 vac aansluiting
- Utilize somente fonte de alimentação original de Dipnostic Basic - ligação feita em fabrica para rede de energia eletrica de 100/115/230 VCA
- Используйте только оригинальную систему электропитания из Dipnostic Basic - заводская проводка рассчитана на сеть 100/115/230 В переменного тока

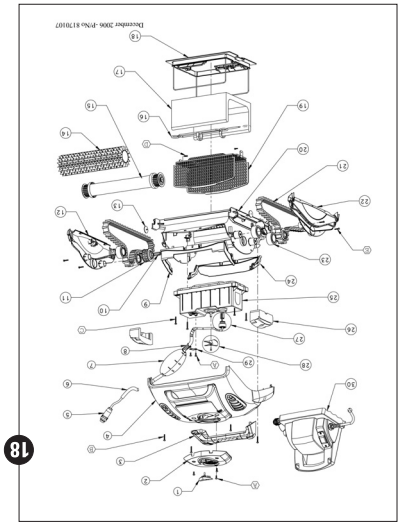

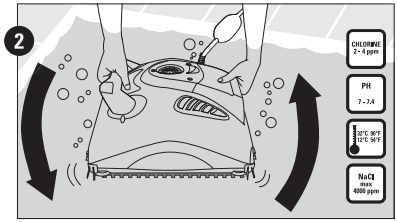

- Shake robot from side to side or turn it upside down to release trapped air
- Secouer le robot sur les côtés ou de haut en bas pour libérer les bulles d'air
- Scuotere il robot di da un lato all'altro o girarlo a testa in giù per liberarne l'aria imprigionata
- Sacuda el robot de lado a lado o póngalo boca arriba para soltar el aire retenido
- Schwenken sie den roboter von seite zu seite oder kippen sie ihn um, um den lufteinschluss zu befreien
- Schud de robot heen en weer, of houd hem onderste boven om vastgelopen lucht vrij te laten
- Sacudir o robô lateralmente ou virar de cima para baixo para liberar ar confinado
- Потрясти робот из стороны в сторону или перевернуть его для удаления скопившегося внутри воздуха

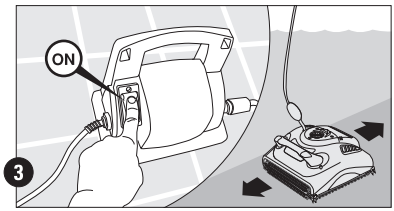

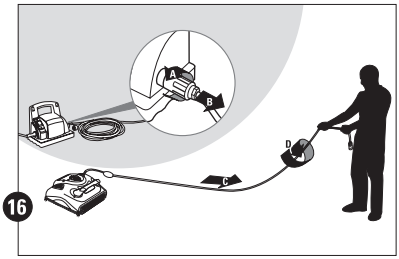

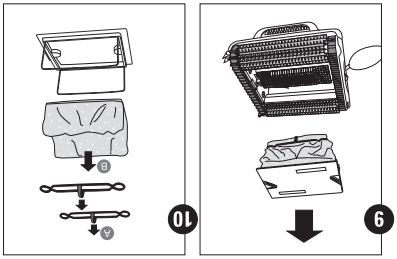

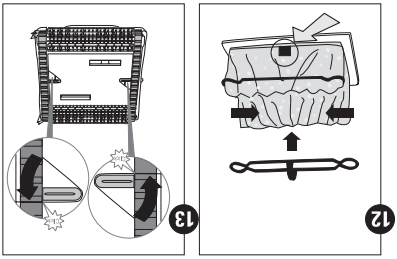

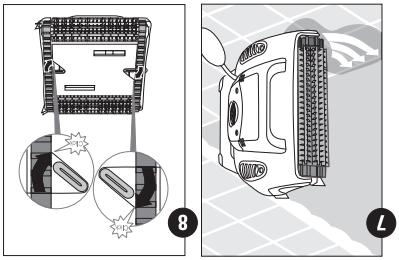

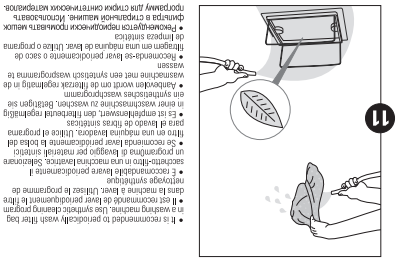

• It is recommended to periodically wash filter bag in a washing machine. Use synthetic cleaning program with gentle spin cycle. Unbeat le programme de nettoyage synthétique
• E recomendadlé lavar periodicamente il sacchetto-filtro in una macchina lavatrice. Selezionare un programma di lavaggio per materiali sintetici
• Se recomienda lavar periódicamente la bolsa del filtro en una máquina lavadora. Utilice el programa para el lavado de fibras sintéticas
• Es ist empfehlenswert, den Filterbeutel regelmäßig in einer waschmaschine zu waschen. Verwenden Sie ein synthetisches waschprogramm
• Aanbevolen wordt om de filterzak regelmatig in de wasmachine met een synthetisch wasprogramma te wassen
• Recomenda-se lavar periodicamente o saco de filtragem em uma máquina de lavar. Utilize o programa de limpeza sintética
• Рекомендуется периодически промывать мешок фильтра в стиральной машине. Использовать программу для стирки синтетических материалов.

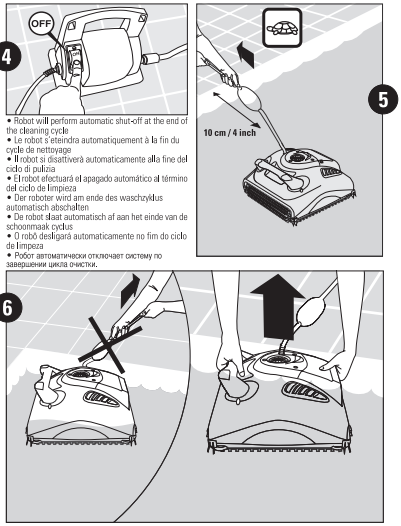
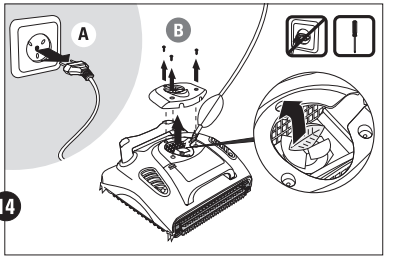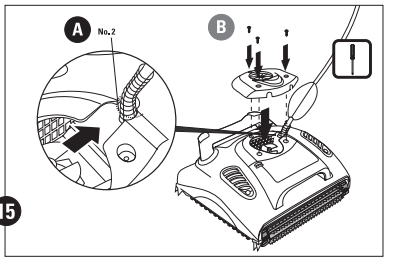
• Robot will perform automatic shut-off at the end of the cleaning cycle
• Le robot s'éteindra automatiquement à la fin du cycle de nettoyage
• Il robot si disattiverà automaticamente alla fine del ciclo di pulizia
• El robot efectuará el apagado automático al término del ciclo de limpieza
• Der roboter wird am ende des waschzyklus automatisch abschalten
• De robot slaat automatisch af aan het einde van de schoonmaak cyclus
• O robô desligará automaticamente no fim do ciclo de limpeza
• Робот автоматически отключает систему по завершении цикла очистки.