

MP ROTATOR®

Radius: 8' to 35'

FEATURES

- Radius can be reduced up to approximately 25% on all models
- Easy arc adjustment
- Color-coded for easy identification
- Removable filter screen ensures hassle-free service
- Wind-resistant multi-stream technology
- ▶ Automatic matched precipitation
- ▶ Double-pop
- ▶ Distribution uniformity
- ▶ Low precipitation rate

OPERATING SPECIFICATIONS

- Recommended operating pressure: 40 PSI
- Recommended filtering when operating on dirty water

OPTIONS


- Specify Pro-Spray® PRS40 pop-up for accurate pressure regulation at 40 PSI
- Adding "HT" will specify male threaded nozzles
- ▶ = *Advanced Feature descriptions on page 81*

MP ROTATOR - SPECIFICATION BUILDER: ORDER 1 + 2	
1 Model	2 Options
MP-1000-90 = 8' to 15' radius, adjustable from 90° to 210°	(blank) = No option HT = Male threaded version <i>(Not available in 3500 and 1000-210)</i>
MP-1000-210 = 8' to 15' radius, adjustable from 210° to 270°	
MP-1000-360 = 8' to 15' radius, 360°	
MP-2000-90 = 13' to 21' radius, adjustable from 90° to 210°	
MP-2000-210 = 13' to 21' radius, adjustable from 210° to 270°	
MP-2000-360 = 13' to 21' radius, 360°	
MP-3000-90 = 22' to 30' radius, adjustable from 90° to 210°	
MP-3000-210 = 22' to 30' radius, adjustable from 210° to 270°	
MP-3000-360 = 22' to 30' radius, 360°	
MP-3500-90 = 31' to 35' radius, adjustable from 90° to 210°	
MP-LCS-515 = Left corner strip, 5' x 15'	
MP-RCS-515 = Right corner strip, 5' x 15'	
MP-SS-530 = Side strip, 5' x 30'	
MP-CORNER = 8' to 15' radius, adjustable from 45° to 105°	


Examples:

MP-1000-210 = 8' to 15' radius, adjustable from 210° to 270°
PROS-06 - PRS40-CV - MP-2000-90 = 6" pop-up regulated at 40 PSI, drain check valve, with MP 2000-90.


MP1000 8' to 15' radius



MP2000 13' to 21' radius








MP3000 22' to 30' radius



MP3500 31' to 35' radius



MP ROTATOR PERFORMANCE DATA

		MP-1000 Radius: 8' to 15' Adjustable Arc and Full-Circle ● Maroon: 90° to 210° ● Lt. Blue: 210° to 270° ● Olive: 360°					MP-2000 Radius: 13' to 21' Adjustable Arc and Full-Circle ● Black: 90° to 210° ● Green: 210° to 270° ● Red: 360°					MP-3000 Radius: 22' to 30' Adjustable Arc and Full-Circle ● Blue: 90° to 210° ● Yellow: 210° to 270° ● Gray: 360°				
Arc	Pressure PSI	Radius ft.	Flow GPM	Flow GPH	Precip in/hr ■ ▲		Radius ft.	Flow GPM	Flow GPH	Precip in/hr ■ ▲		Radius ft.	Flow GPM	Flow GPH	Precip in/hr ■ ▲	
90° 	25	--	--	--	--	--	17	0.34	20.4	0.45	0.52	25	0.71	42.6	0.44	0.51
	30	12	0.17	10.2	0.45	0.52	18	0.38	22.8	0.45	0.52	27	0.76	45.6	0.40	0.46
	35	13	0.19	11.4	0.43	0.50	19	0.40	24.0	0.43	0.49	28	0.82	49.2	0.40	0.46
	40	14	0.21	12.6	0.41	0.48	20	0.43	25.8	0.41	0.48	30	0.86	51.6	0.37	0.42
	45	14	0.23	13.8	0.45	0.52	21	0.46	27.6	0.40	0.46	30	0.90	54.0	0.39	0.44
	50	15	0.25	15.0	0.43	0.49	21	0.47	28.2	0.41	0.47	30	0.95	57.0	0.41	0.47
180° 	25	--	--	--	--	--	16	0.6	36.0	0.45	0.52	25	1.44	86.4	0.44	0.51
	30	12	0.34	20.4	0.45	0.52	17	0.64	38.4	0.43	0.49	27	1.58	94.8	0.42	0.48
	35	13	0.38	22.8	0.43	0.50	18	0.71	42.6	0.42	0.49	28	1.70	102.0	0.42	0.48
	40	14	0.42	25.2	0.41	0.48	19	0.77	46.2	0.41	0.47	30	1.82	109.2	0.39	0.45
	45	14	0.44	26.4	0.43	0.50	20	0.85	51.0	0.41	0.47	30	1.93	115.8	0.41	0.48
	50	15	0.50	30.0	0.43	0.49	21	0.91	54.6	0.40	0.46	30	2.04	122.4	0.44	0.50
210° 	25	--	--	--	--	--	16	0.72	43.2	0.46	0.54	25	1.68	100.8	0.44	0.51
	30	12	0.40	24.0	0.46	0.53	17	0.75	45.0	0.43	0.49	27	1.84	110.4	0.42	0.48
	35	13	0.45	27.0	0.44	0.51	18	0.81	48.6	0.41	0.48	28	1.99	119.4	0.42	0.48
	40	14	0.49	29.4	0.41	0.48	19	0.86	51.6	0.39	0.45	30	2.12	127.2	0.39	0.45
	45	14	0.51	30.6	0.43	0.50	20	0.91	54.6	0.38	0.43	30	2.25	135.0	0.41	0.48
	50	15	0.57	34.2	0.42	0.48	21	0.98	58.8	0.37	0.42	30	2.37	142.2	0.43	0.50
270° 	25	--	--	--	--	--	16	0.87	52.2	0.44	0.50	25	2.19	131.4	0.45	0.52
	30	12	0.48	28.8	0.43	0.49	17	0.95	57.0	0.42	0.49	27	2.37	142.2	0.42	0.48
	35	13	0.53	31.8	0.40	0.46	18	1.03	61.8	0.41	0.47	28	2.55	153.0	0.42	0.48
	40	14	0.63	37.8	0.41	0.48	19	1.10	66.0	0.39	0.45	30	2.73	163.8	0.39	0.45
	45	14	0.67	40.2	0.44	0.51	20	1.17	70.2	0.38	0.43	30	2.89	173.4	0.41	0.48
	50	15	0.72	43.2	0.41	0.47	21	1.23	73.8	0.36	0.41	30	3.06	183.6	0.44	0.50
360° 	25	--	--	--	--	--	16	1.20	72.0	0.45	0.52	25	2.88	172.8	0.44	0.51
	30	12	0.69	41.4	0.46	0.53	17	1.28	76.8	0.43	0.49	27	3.15	189.0	0.42	0.48
	35	13	0.77	46.2	0.44	0.51	18	1.37	82.2	0.41	0.47	28	3.40	204.0	0.42	0.48
	40	14	0.84	50.4	0.41	0.48	19	1.48	88.8	0.39	0.46	30	3.64	218.4	0.39	0.45
	45	14	0.88	52.8	0.43	0.50	20	1.57	94.2	0.38	0.44	30	3.86	231.6	0.41	0.48
	50	15	0.98	58.8	0.42	0.48	21	1.68	100.8	0.37	0.42	30	4.07	244.2	0.44	0.50
55	15	1.01	60.6	0.43	0.50	21	1.74	104.4	0.38	0.44	30	4.27	256.2	0.46	0.53	

		MP-3500 Radius: 31' to 35' Adjustable Arc ● Light Brown: 90°					MP-3500 Radius: 31' to 35' Adjustable Arc ● Light Brown: 180°					MP-3500 Radius: 31' to 35' Adjustable Arc ● Light Brown: 210°				
Pressure PSI	Radius ft.	Flow GPM	Flow GPH	Precip in/hr ■ ▲		Radius ft.	Flow GPM	Flow GPH	Precip in/hr ■ ▲		Radius ft.	Flow GPM	Flow GPH	Precip in/hr ■ ▲		
25	33	1.04	62.4	0.37	0.42	33	2.21	132.6	0.39	0.45	33	2.59	155.4	0.39	0.45	
30	34	1.13	67.8	0.38	0.43	34	2.24	134.4	0.37	0.43	34	2.84	170.4	0.41	0.47	
35	34	1.21	72.6	0.40	0.47	34	2.65	159.0	0.44	0.51	34	3.08	184.8	0.44	0.51	
40	35	1.28	76.8	0.40	0.46	35	2.86	171.6	0.45	0.52	35	3.29	197.4	0.44	0.51	
45	35	1.38	82.8	0.43	0.50	35	3.10	186.0	0.49	0.56	35	3.54	212.4	0.48	0.55	
50	35	1.43	85.8	0.45	0.52	35	3.21	192.6	0.50	0.58	35	3.76	225.6	0.51	0.59	
55	35	1.50	90.0	0.47	0.54	35	3.28	196.8	0.52	0.60	35	3.94	236.4	0.53	0.61	

Bold = Optimal pressure for the MP Rotator is 40 PSI. This can easily be achieved by using the MP Rotator with the Hunter PRS40 Spray Body, pressure regulated at 40 PSI.

MP ROTATOR

MP ROTATOR PERFORMANCE DATA

- **MP-LCS-515:** Ivory, MP Left Corner Strip
- **MP-RCS-515:** Copper, MP Right Corner Strip
- **MP-SS-530:** Brown, MP Side Strip

	Pressure PSI	Radius ft.	Flow GPM	Flow GPH
MP Left Corner Strip	30	4 x 14	0.19	11.4
	35	5 x 15	0.21	12.6
	40	5 x 15	0.22	13.2
	45	5 x 15	0.23	13.8
	50	6 x 16	0.25	15.0
MP Right Corner Strip	30	4 x 14	0.19	11.4
	35	5 x 15	0.21	12.6
	40	5 x 15	0.22	13.2
	45	5 x 15	0.23	13.8
	50	6 x 16	0.25	15.0
MP Side Strip	30	4 x 28	0.38	22.8
	35	5 x 30	0.41	24.6
	40	5 x 30	0.44	26.4
	45	5 x 30	0.47	28.2
	50	6 x 32	0.49	29.4
	55	6 x 32	0.51	30.6

Bold = Recommended Pressure

Notes: Strip pattern radius can be adjusted by 25%. MP Rotator is designed to maintain matched precipitation after radius adjustment. Optimal pressure for the MP Rotator is 40 PSI. This can easily be achieved by using the MP Rotator with the Hunter PRS40 Spray Body, pressure regulated at 40 PSI.

MP ROTATOR PERFORMANCE DATA

- MP Corner**
Radius: 8' to 15'
Adjustable Arc
- Turquoise: 45° to 105°

Arc	Pressure PSI	Radius ft.	Flow GPM	Flow GPH
45°	25	--	--	--
	30	12	0.17	10.2
	35	13	0.18	10.8
	40	14	0.19	11.4
	45	14	0.21	12.6
	50	14	0.22	13.2
90°	25	11	0.31	18.6
	30	12	0.34	20.4
	35	13	0.36	21.6
	40	14	0.39	23.4
	45	14	0.41	24.6
	50	15	0.43	25.8
105°	25	11	0.36	21.6
	30	12	0.39	23.4
	35	13	0.42	25.2
	40	14	0.45	27.0
	45	14	0.48	28.8
	50	15	0.51	30.6
	55	15	0.53	31.8

Bold = Recommended Pressure

MP Strips



MP-LCS-515
Left Corner Strip
5' x 15'



MP-RCS-515
Right Corner Strip
5' x 15'



MP-SS-530
Side Strip
5' x 30'

MP Corner



MP-CORNER
Corner
8' to 15'

Male Threaded



MP-HT
Male Threaded

MP Accessories



MPTOOL
Adjusts all MP Rotators



MPSTICK
Snaps onto any length of 1" PVC to allow standing adjustment. *PVC pipe not included.*

MP TOOL: For Easy Adjustments

