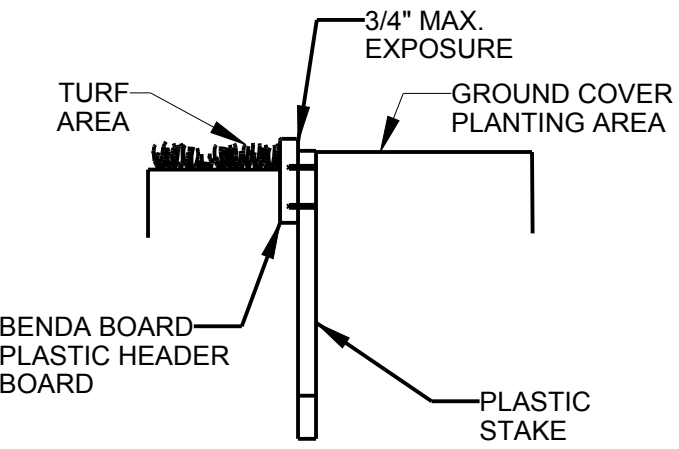


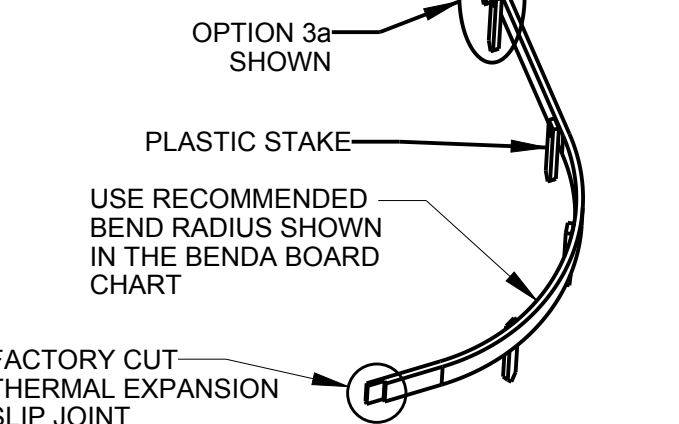
# BENDA BOARD INSTALLATION GUIDE

BENDA BOARD is extruded from recycled plastic generating edging material that delivers performance without sacrificing appearance. Strong, flexible and durable, BENDA BOARD allows you to define landscapes that are low maintenance and will not rot. By following these simple steps you can achieve a professional installation.

**1 DIG DOWN INTO THE GROUND. EXPOSE AS LITTLE BOARD AS POSSIBLE. 3/4" MAXIMUM RECOMMENDED. THIS REDUCES THERMAL EXPANSION.**

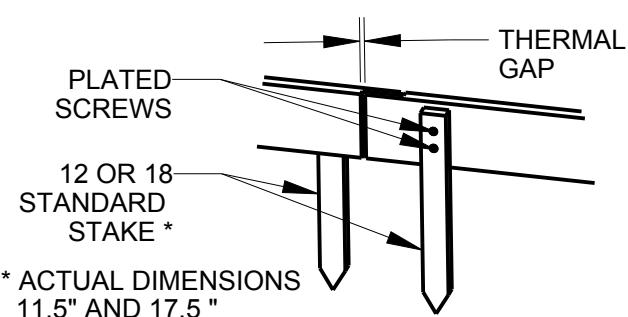


**2 USE PLATED SCREWS TO INSTALL STAKES AT EVERY 4 FEET. (LESS STAKES FOR STRAIGHT RUNS & MORE FOR CURVES).**



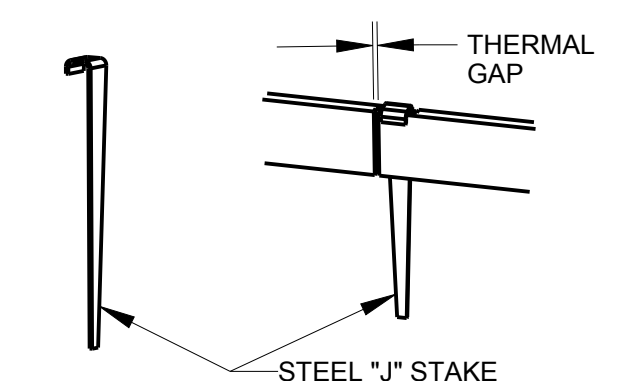
**3 SELECT FROM OPTIONS BELOW TO SECURE SLIP JOINT AT END OF BOARD**

**3a USE TWO STANDARD STAKES MOUNTED ON OPPOSING SIDES LEAVING A GAP FOR THERMAL EXPANSION. USE PLATED SCREWS TO JOIN BOARD TO STAKE.**

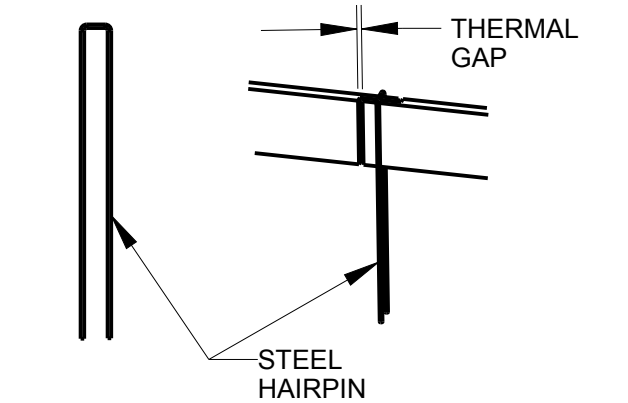


\* ACTUAL DIMENSIONS 11.5" AND 17.5"

**3b USE A STEEL "J" STAKE LEAVING A GAP FOR THERMAL EXPANSION**

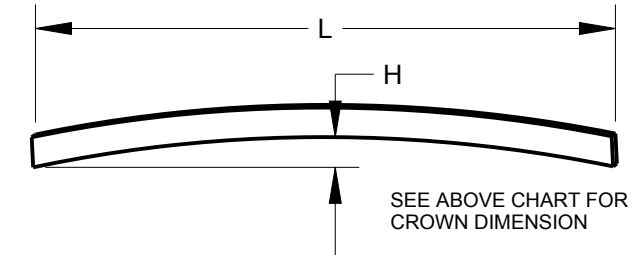


**3c USE A STEEL HAIRPIN LEAVING A GAP FOR THERMAL EXPANSION**



# BENDA BOARD CHARTS

DIMENSIONS			
NOMINAL DESCRIPTION	ACTUAL DIMENSION D x H x L	MINIMUM RADIUS	MAXIMUM CROWN H / L
1 x 4 x 20	.72" x 3.35" x 20'	24"	19" / 20'
2 x 4 x 20	1.37" x 3.4" x 20'	36"	16" / 20'
1 x 6 x 20	.75" x 5.35" x 20'	24"	9" / 20'
2 x 6 x 16	1.35" x 5.4" x 16'	36"	N/A



ORDER NUMBER AND COLOR		
NOMINAL DESCRIPTION	PRODUCT NUMBER	COLOR
1 x 4 x 20	100036729	REDWOOD
	100036733	SAND
	100059386	TEAK
	100051993	BLACK
2 x 4 x 20	100036731	REDWOOD
	100059389	TEAK
1 x 6 x 20	100036730	REDWOOD
	100059387	TEAK
2 x 6 x 16	100036732	REDWOOD

THERMAL GAP	
NOMINAL DESCRIPTION	RECOMMENDED GAP MIN. - MAX.
1 x 4 x 20	1/4" - 1/2"
2 x 4 x 20	1/2" - 3/4"
1 x 6 x 20	1/2" - 3/4"
2 x 6 x 16	3/4" - 1"

**BENDA BOARD MUST BE ABLE TO EXPAND AND CONTRACT AS TEMPERATURES CHANGE. ALWAYS INSTALL WITH THE GAP SPECIFIED.**

☞ WARM WEATHER INSTALL - USE MIN. GAP  
 ☞ COLD WEATHER INSTALL - USE MAX. GAP



# ACCESSORIES CHARTS

AVAILABLE ACCESSORIES FOR BENDA BOARD PLASTIC AND EPIC EDGE COMPOSITE BOARD PRODUCTS		
ACCESSORY DESCRIPTION AND COLOR	ACTUAL DIMENSION D x H x L	PRODUCT NUMBER
1 12 BENDA BOARD PLASTIC STAKE / REDWOOD	.67"x11.75"x1.38"	100036740
2 18 BENDA BOARD PLASTIC STAKE / REDWOOD	.67"x17.5"x1.38"	100036741
3 12 BENDA BOARD PLASTIC STAKE / SAND	.67"x11.75"x1.38"	100036742
4 12 BENDA BOARD PLASTIC STAKE / CARMEL BROWN	.67"x11.75"x1.38"	100046315
5 STEEL J STAKE 1 X 4 / REDWOOD	1.35"x12.75"x1.28"	200079367
6 STEEL J STAKE 1 x 4 / SAND	1.35"x12.75"x1.28"	200079371
7 STEEL J STAKE 1 x 4 / BLACK	1.35"x12.75"x1.28"	200102712
8 STEEL J STAKE 2 x 4 / REDWOOD	1.5"x11"x1.75"	200079370
9 12 PRE-DRILLED STAKE / TEAK BROWN	.67"x11.75"x1.38"	200102648
10 18 PRE-DRILLED STAKE / TEAK BROWN	.67"x17.8"x1.38"	200102649
11 12 REDWOOD STAKE (ACTUAL REDWOOD)	.68"x11.5"x1.45"	200079372
12 18 REDWOOD STAKE (ACTUAL REDWOOD)	.68"x17.5"x1.45"	200109153
13 1 x 4 STEEL HAIRPIN	.14"x13"x1.25"	200079368
14 2 x 4 STEEL HAIRPIN	.16"x13"x1.8"	200079369
15 #6 GALVANIZED SCREWS	1-1/4"	200079375
16 #6 GALVANIZED SCREWS	2"	200079376

NOMINAL DESCRIPTION	RECOMMENDED ACCESSORIES (REFER TO CHART ABOVE)
1 x 4 x 20	1, 2, 3, 4, 5, 6, 7, 9, 10, 11, 12, 13, 15
2 x 4 x 20	1, 2, 4, 8, 9, 10, 11, 12, 14, 16
1 x 6 x 20	1, 2, 3, 4, 5, 6, 7, 9, 10, 11, 12, 13, 15
2 x 6 x 16	1, 2, 4, 8, 9, 10, 11, 12, 14, 16

**USE COARSE WOOD WORKING TOOLS FOR CUTTING & DRILLING**