


FlowVis[®]

Flow Meters



KNOW THE FLOW.[™]
MAXIMIZE THE EFFICIENCY.



www.h2flow.net

THE BRAND MORE POOL OWNERS & OPERATORS TRUST

Ingenious in concept and flawless in operation, FlowVis® has been revolutionizing the way pool owners and operators measure flow since its inception in 2012.

With unrivaled average accuracy, greater installation flexibility, and more NSF 50 certified models than any other brand, it's easy to see why FlowVis® is the pool & spa industry's flow meter of choice.

KEY FEATURES & BENEFITS

- Functions as a flow meter, check valve and velocity meter (select models)
- Installation flexibility; installs horizontally, vertically, or even upside-down
- 1.5" - 2.5" models can be installed with zero straight pipe requirements
- ≥98.1% accuracy across the entire model range
- Upgrade to FlowVis Digital to allow for remote monitoring and unlock advanced functionality
- More NSF 50 certified models than any other brand of flow meter
- The only NSF 50, Level 1 certified flow meter
- Pool Turnover Rate functionality (FlowVis Digital)
- Interfaces with other equipment (FlowVis Digital)
- Ability to set flow rate alarms (FlowVis Digital)
- Manufactured in the USA
- 3-year warranty



FLOWVIS® & FLOWVIS® DIGITAL ALLOW YOU TO:

» *Save energy*

Maximize energy saving potential by running the pump at its required speed.

» *Skim efficiently*

Balance the filtration system by knowing the flow.

» *Reduce chemical usage*

Reducing the flow rate to what is required can also reduce chemical usage.

» *Maintain a cleaner pool*

Optimize the filter efficiency by operating at its most effective flow rate.

» *Ensure heater efficiency*

Achieve maximum heat transfer by operating at the optimal flow rate.

» *Optimize water feature operation*


Achieve precise and repeatable valve positioning for perfect water feature appearance.

EVERY GREAT PUMP DESERVES A GREAT FLOW METER

Installing a variable speed pump for energy savings makes complete sense, but the only way to know where to set the pump's speed is by knowing the flow rate. Establishing the required flow rate also allows the user to achieve turnover requirements; setting the flow rate too high will use more energy than required and setting it too low will result in a dirty pool.



Energy savings when using a FlowVis® flow meter in combination with a variable speed pump are typically 20% greater than those seen when using a variable speed pump alone.



CALCULATE THE SAVINGS

Use the H2flow calculator tool to determine how much your customer could be saving by adding FlowVis® to their variable speed pump installation.

Simply visit h2flow.net/flowvis-calculator to learn more!

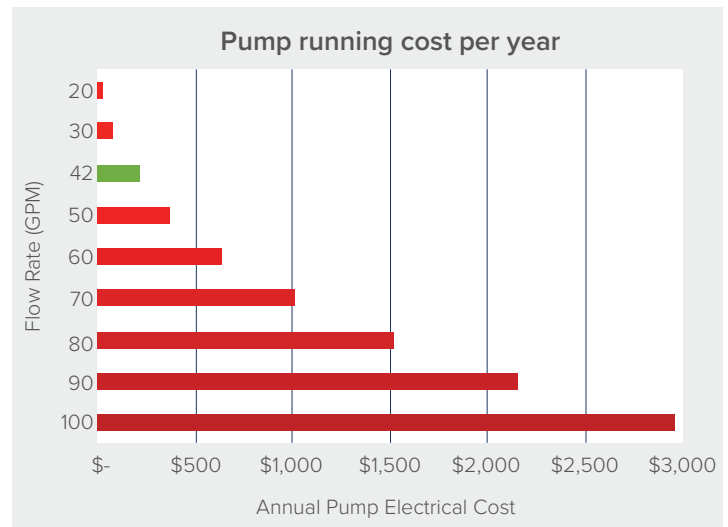


Illustration based on: 30,000 gallon pool, 3 kW pump, energy cost of \$0.15 per kWh, pump full speed = 100 GPM. A 12-hour turnover requires 42 GPM and a pool that is open for 9 months per year.

WHEN ACCURACY IS CRITICAL, DON'T JUST TAKE OUR WORD FOR IT!



NSF - 50 CERTIFIED
L1

FlowVis® was the first - and is now the most - NSF 50 certified flow meter in the world! Because when accuracy matters, you should put your trust in the experts.

FLOWVIS® MODELS

Feature	FV-15	FV-15-U	FV-2	FV-2-U	FV-25	FV-3	FV-3-40	FV-4	FV-6	FV-8
NSF 50 Certified	✓	✓	✓	✓	✓	✓	✓	✓	✓	-
Pipe Size	1.5"	1.5"	2"	2"	2.5"	3"	3"	4"	6"	8"
Operating Range (GPM)	10-80	10-90	10-110	10-110	10-110	70-240	70-240	150-460	300-1000	600-1800
Average Accuracy	98.7%	98.7%	99.4%	99.0%	99.2%	98.9%	99.2%	99.6%	98.1%	N/A*
NSF 50 Level	L1	L1	L1	L1	L1	L1	L1	L1	L1	L1

*FlowVis® model FV-8 includes FlowVis® Digital upgrade as standard. For accuracy of this model, please refer to the FV-8 information in the FlowVis Digital table below.

FLOWVIS® DIGITAL MODELS

Feature	FV-15	FV-15-U	FV-2	FV-2-U	FV-25	FV-3	FV-3-40	FV-4	FV-6	FV-8
NSF 50 Certified	✓	✓	✓	✓	✓	✓	✓	✓	✓	✓
Pipe Size	1.5"	1.5"	2"	2"	2.5"	3"	3"	4"	6"	8"
Operating Range (GPM)	10-80	10-90	10-110	10-110	10-110	70-240	70-240	150-460	300-1000	600-1800
Average Accuracy	98.6%	99.0%	98.8%	98.5%	98.3%	98.4%	98.0%	98.3%	98.9%	98.9%
NSF 50 Level	L1	L1	L1	L1	L1	L1	L1	L2	L1	L1

NOTE: FlowVis is the only NSF 50 certified Level 1 flow meter in the world today.

Guide for NSF 50 Accuracy Levels

- Level 1 (L1):** Average of absolute values of all single point deviations must be $\leq 2\%$. Single point deviations shall not exceed $\pm 4\%$.
- Level 2 (L2):** Average of absolute values of all single point deviations must be $\leq 5\%$. Single point deviations shall not exceed $\pm 7.5\%$.
- Level 3 (L3):** Average of absolute values of all single point deviations must be $\leq 10\%$. Single point deviations shall not exceed $\pm 12.5\%$.
- Level 4 (L4):** Average of absolute values of all single point deviations must be $\leq 12.5\%$. Single point deviations shall not exceed $\pm 15\%$.
- Level 5 (L5):** Average of absolute values of all single point deviations must be $\leq 15\%$. Single point deviations shall not exceed $\pm 20\%$.

AN AWARD-WINNING DESIGN

In 2021, FlowVis® was named one of *Pool & Spa News* Top 50 Products for the third time! This award is given annually to the pool industry's most innovative products.



Scan to learn more about FlowVis® flow meters



FlowVis® FV-15
for 1.5" pipe



FlowVis® FV-15-U
for 1.5" pipe (Unions)



FlowVis® FV-2
for 2" pipe



FlowVis® FV-2-U
for 2" pipe (Unions)



FlowVis® FV-C-S
for 2" pipe (no check valve)



FlowVis® FV-25
for 2.5" pipe



FlowVis® FV-3-40
for 3" pipe (SCH40)



FlowVis® FV-3
for 3" pipe



FlowVis® FV-4
for 4" pipe



FlowVis® FV-6
for 6" pipe



FlowVis® FV-8
for 8" pipe



FlowVis® Digital
FV-D

KEY CHARACTERISTICS OF THE FLOWVIS® PRODUCT LINE

Model	Pipe Size	Pipe Schedule	Fitting Type	Check Valve Functionality	Velocity Scale	Working Pressure	Calibration Required	Warranty	Manufactured in USA	*Flow Rate Alarm Feature	*Turnover Rate Functionality
FV-15	1.5" pipe	SCH40	Valve Body	✓	✓	50 psi	No	3-Years	✓		
FV-15-U	1.5" pipe	SCH40	Union	✓	✓	50 psi	No	3-Years	✓		
FV-2	2" pipe	SCH40	Valve Body	✓	✓	50 psi	No	3-Years	✓		
FV-2-U	2" pipe	SCH40	Union	✓	✓	50 psi	No	3-Years	✓		
FV-C-S	2" pipe	SCH40	Valve Body			50 psi	No	3-Years	✓		
FV-C-Saline	2" pipe	SCH40	Valve Body	✓		50 psi	No	3-Years	✓		
FV-25	2.5" pipe	SCH40	Valve Body	✓	✓	50 psi	No	3-Years	✓		
FV-3	3" pipe	SCH80	Tee		✓	50 psi	No	3-Years	✓		
FV-3-40	3" pipe	SCH40	Tee		✓	50 psi	No	3-Years	✓		
FV-4	4" pipe	SCH80	Tee		✓	50 psi	No	3-Years	✓		
FV-6	6" pipe	SCH80	Saddle Clamp		✓	50 psi	No	3-Years	✓		
FV-8	8" pipe	SCH80	Saddle Clamp		✓	50 psi	No	3-Years	✓		
FV-D	1.5" - 8" FlowVis	N/A	N/A			50 psi	No	3-Years	✓	✓	✓

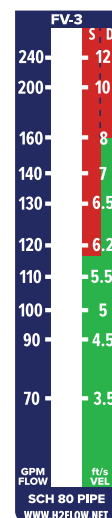
*Advanced features and functionality can be gained by combining FlowVis Digital (model FV-D) with a standard analog FlowVis. Note that a standard FlowVis® model is required for each FlowVis® Digital installation.

VELOCITY SCALE

While flow and velocity are related, very few people appreciate just how fast water travels through a suction fitting and a filtration system. Safety advocates are now placing an even greater emphasis on this, and FlowVis® is the first flow meter to display the velocity reading as a standard feature.

The velocity scale - which provides a readout of velocity in feet-per-second for both the suction and discharge side of the pump - is featured on ten different FlowVis® models.

RIGHT: The FlowVis velocity scale offers an accurate readout of velocity in ft/s for both the suction and discharge sides of the pump. As seen here, the right-hand side of the scale is split into two halves; 'S' on the left for when FlowVis is installed to the suction side of the pump, and 'D' on the right for when FlowVis is installed to the discharge side of the pump.



FLOWVIS® DIGITAL... THIS MEANS MORE!

Upgrade to FlowVis® Digital to enjoy more flexibility, more functionality, and more user-friendly features.

The wall-mountable FlowVis® Digital can be retrofitted to any new or existing FlowVis® installation to provide easy access to an accurate flow reading. FlowVis® Digital also offers an array of valuable features and functionality including flow rate alarms, turnover rate functionality, and the ability to interface with other external equipment.

Taking the FlowVis Digital's 4-20mA output to a Variable Frequency Drive, such as the H2flow Controls' Eco-Flow, enables the customer to achieve constant flow. This ensures that State mandated turnover rates are maintained - even as the filter becomes dirty.



» **NSF 50 Certified**

FlowVis Digital is NSF 50 certified for all compatible FlowVis models.

» **Level 1 Accuracy**

FlowVis Digital is certified to NSF 50 Level 1 accuracy for nine different FlowVis models.

Scan the QR Code to learn more about pairing FlowVis Digital with the Eco-Flow VFD



FLOWVIS® DIGITAL ALLOWS YOU TO:

» **Know the turnover rate**

All but two U.S. States have a mandated turnover rate for commercial pools and spas. FlowVis Digital is the first and only flow meter that displays the current turnover rate.

» **Interface with other equipment**

FlowVis Digital has the ability to interface with other systems such as heaters, chemical feeders and UV units, so they will only operate above a user-defined flow rate.

» **Know the precise flow rate**

FlowVis Digital is factory calibrated to mirror a Mag flow meter that has a NIST traceable accuracy of 0.02%. Unlike other digital flow meters, FlowVis Digital is programmed with a simple selection of four DIP switches.

» **Retrofit to existing FlowVis units**

FlowVis Digital is available for both new and existing FlowVis installations and is compatible with most models 1.5" - 8" units. Retrofit models can be installed quickly and easily.

» **Set flow rate alarms**

Set minimum and maximum flow rate alarms to ensure your system is operating as desired.

» **Receive remote indication**

FlowVis Digital eliminates problems with gaining access to the flow reading, such as in tight spaces, or issues with parallax errors.

Progress through Innovation™

Our innovative solutions are developed with a focus on controlling, monitoring and measuring flow.

Contact your authorized H2flow Controls solutions provider to find out how our products can help you and your customers.

Find an authorized partner at www.h2flow.net/locate-a-partner

AC DRIVES | ANTI ENTRAPMENT DEVICES | FLOW METERS

H2flow Controls, Inc.

3545 Silica Road, Unit F
Sylvania, OH 43560
USA

Tel: (+1) 888.635.0296
Fax: (+1) 419.517.9900

sales@h2flow.net
www.h2flow.net

©2023 H2flow Controls, Inc. All rights reserved.

H2flow reserves the right to make changes to specifications and product features without notice. Please contact H2flow or visit www.h2flow.net for the most up-to-date versions of our product literature.

FV&FV-D Rev.1.1

