



Protect-A-Pool

*Inground Removable
Safety Fencing*

Scan this QR Code
to learn about
GLI Inground
Removable
Fencing.



FOR A SAFE AND BEAUTIFUL POOL!




- Removes and reinstalls in minutes.
- Climb resistant surface - no toeholds or fingerholds.
- Durable baked-on TGIC powder-coat finish.
- Stainless steel screws and hardware.
- Ideally suited for any environment.
- Meets or exceeds ASTM F 2286-05 for removable mesh fencing for swimming pools, hot tubs and spas.
- Five-year limited warranty.

There has never been an easier way to make your pool safe from unwanted intrusion of children, pets or stray animals. And our patent-pending pole design can withstand over 200 lbs. of pressure! Stronger than the competition! Available in designer black - in 4 ft. and 5ft. heights and 10 ft. adjustable lengths.



Transparent panels are climb resistant!

Sturdy yet inconspicuous panels keep infants, pets and toys where they're supposed to be. Fence sections come in 10 ft. adjustable lengths.




Modular design for easy installation!

Sections install quickly and easily for the do-it-yourselfer or the professional. Only requires drilling 5/8" hole in deck. No specialized coring equipment is necessary.




Sections latch together quickly.

It takes only seconds for an adult to unlatch a panel for access to the swimming pool.



Stainless steel hardware won't rust!

Patent pending Polyulum poles fit into insulated deck sleeves simply and securely for strength and durability.



Self-Closing Gate

Optional Gate Available: Gate supplied with Magna Latch self closing, self latching hardware.

Distributed by: